



E.S.F.

- - -

F.S.B.S.

COMITATO NAZIONALE CLASSIFICATORI F.I.B.S.



XIV European Cup Women B 2007

Villa Verucchio, San Marino - August, 20th / 25th






**Bollettino
Daily Report**

5

Risultati - Results

Data Date	Ora Time	Campo Field	Gara Game	Squadra di casa Home Team	Squadra ospite Visiting Team	Risultato Score
Girone di Qualificazione - Qualification Round Robin						
20/08	10:30	1	1	London Angels	Challengers Zurich	1 - 2
	10:30	2	2	Ballerup	Skövde Saints	0 - 21 (4°)
	12:30	1	3	Trnava Panthers	Nika Dahl University	1 - 4
	12:30	2	4	Golovec Dragons	Princ Zagreb	1 - 9 (5°)
	15:00	1	5	London Angels	Skövde Saints	0 - 10
	15:00	2	6	Challengers Zurich	Maroussi 2004	4 - 3 (9°)
	17:30	1	7	Trnava Panthers	Princ Zagreb	7 - 3
20:30	1	8	Nika Dahl University	Titano Hornets	2 - 16 (5°)	
21/08	10:30	1	9	Princ Zagreb	Nika Dahl University	3 - 4
	10:30	2	10	Titano Hornets	Golovec Dragons	14 - 5 (5°)
	12:30	1	11	Skövde Saints	Maroussi 2004	6 - 1
	12:30	2	12	Ballerup	London Angels	0 - 13 (5°)
	15:00	1	13	Golovec Dragons	Trnava Panthers	5 - 9
	17:30	1	14	Skövde Saints	Challengers Zurich	18 - 0 (4°)
	17:30	2	15	Maroussi 2004	Ballerup	8 - 7
20:00	1	16	Princ Zagreb	Titano Hornets	0 - 11 (5°)	
22/08	10:00	1	17	Nika Dahl University	Golovec Dragons	5 - 13 (5°)
	10:00	2	18	Challengers Zurich	Ballerup	9 - 2 (6°)
	12:30	1	19	Titano Hornets	Trnava Panthers	7 - 0 (6°)
	12:30	2	20	Maroussi 2004	London Angels	4 - 5
Girone di Classificazione - Classification Round Robin						
22/08	17:00	1	21	Nika Dahl University (b2)	Challengers Zurich (a2)	8 - 1 (5°)
	17:00	2	22	London Angels (a3)	Trnava Panthers (b3)	7 - 5
	20:00	1	23	Skövde Saints (a1)	Titano Hornets (b1)	5 - 2
23/08	10:00	1	24	Trnava Panthers (b3)	Skövde Saints (a1)	7 - 15
	10:00	2	25	Nika Dahl University (b2)	London Angels (a3)	3 - 0
	12:30	1	26	Titano Hornets (b1)	Challengers Zurich (a2)	16 - 0 (4°)
	15:00	2	28	Ballerup (a5)	Golovec Dragons (b5)	1 - 11 (5°)
	17:30	2	30	Titano Hornets (b1)	London Angels (a3)	6 - 1
24/08	10:00	2	29	Challengers Zurich (a2)	Trnava Panthers (b3)	
	10:00	1	31	Skövde Saints (a1)	Nika Dahl University (b2)	
	13:30	1	32	Princ Zagreb (b4)	Ballerup (a5)	
	15:00	1	33	Golovec Dragons (b5)	Maroussi 2004 (a4)	
25/08	10:00	1	27	Maroussi 2004 (a4)	Princ Zagreb (b4)	
Finali - Play-off and Finals						
24/08	18:00	1	34	c3	c4	
	21:00	1	35	c1	c2	
25/08	13:00	1	36	Loser 35	Winner 34	
	16:00	1	37	Winner 35	Winner 36	

Classifiche - Standings

C	Squadra - Team		G - P	V - W	P - L	%	GB
1	Skövde Saints (SWE)		4	4	0	1.000	-
2	Titano Hornets (SMR)		5	4	1	.800	0.5
3	Nika Dahl University (UKR)		4	3	1	.750	1.0
4	Challengers Zurich (SUI)		4	1	3	.333	2.0
5	London Angels (GBR)		5	1	4	.200	3.5
6	Trnava Panthers (SVK)		4	0	4	.000	4.0

D	Squadra - Team		G - P	V - W	P - L	%	GB
1	Maroussi 2004 (GRE)		1	1	0	1.000	-
2	Princ Zagreb (CRO)		1	1	0	1.000	-
3	Golovec Dragons (SLO)		2	1	1	.000	0.5
4	Ballerup (DEN)		2	0	2	.000	1.5

Comunicazioni della Commissione Tecnica
Technical Committe Communications

Incontro 24 - Game 24

Trnava Panthers (b3) - Skövde Saints (a1)

Aug 23, 2007 at VILLA VERUCCHIO (Comunale)

Skövde Saints 15 (6-0)

Trnava Panthers 7 (2-4)

Player	AB	R	H	RBI	BB	SO	PO	A	LOB
FLIER Robin cf.....	5	2	2	1	0	0	1	0	1
LUNDQVIST Sofia ss.....	3	2	1	1	0	0	3	0	0
KARLSSON Maria rf.....	5	1	1	0	0	0	0	0	0
LEITER Kristi p.....	5	1	2	1	0	0	0	3	1
SOLE-N-WESTLING Annak 3b..	5	4	3	1	0	0	2	4	0
RICKARDSSON Ann-Sofi lf..	3	0	2	1	0	0	0	0	0
KARLSSON Amanda c.....	3	0	0	1	0	1	4	1	3
ANDERSSON Emelie ph.....	0	0	0	0	0	0	0	0	0
MOHLEN Priya 2b.....	2	3	1	0	2	1	3	1	1
LARSSON Lina ph.....	1	0	0	0	0	0	0	0	2
NEALER Amanda lb.....	4	1	3	4	0	0	11	0	0
NYDBERG Josefin pr.....	0	1	0	0	0	0	0	0	0
Totals.....	36	15	16	10	3	2	21	12	8

Player	AB	R	H	RBI	BB	SO	PO	A	LOB
BARTOVICOVA Dagmara lb...	4	2	2	0	0	0	3	1	0
LENCSESOVA Lucia p.....	3	2	2	1	0	0	0	4	0
RYTELOVA Katarina 2b.....	2	0	1	1	0	0	4	0	0
RAKOVSKA Livia 2b.....	1	0	0	0	0	0	2	1	2
JEVICOVA Kristina cf.....	4	2	2	1	0	0	2	0	1
VLCEKOVA Petra c.....	3	0	0	0	0	2	3	0	0
TIKLOVA Ivana 3b.....	4	0	0	0	0	1	2	1	0
MIKVOVA Magda lf.....	3	0	1	0	0	0	2	0	0
BELNIKOVA Karolina rf....	1	0	0	0	0	0	1	0	0
ROZICOVA Kristina dp/rf..	2	1	0	0	1	1	0	0	2
CAMBALOVA Monika ss.....	1	0	0	0	0	0	2	1	0
Totals.....	28	7	8	5	2	4	21	8	5

Score by Innings	R	H	E	
Skövde Saints.....	020	216	4 - 15	16 1
Trnava Panthers.....	331	000	0 - 7	8 5

E - SOLEN-WESTLI; BARTOVICOVA; RYTELOVA Ka; TIKLOVA Iv; MIKVOVA Ma; BELNIKOVA Ka. DP - Trnava 3. LOB - Skövde 8; Trnava 5. 2B - LUNDQVIST So; NEALER Am; BARTOVICOVA. 3B - FLIER Ro; SOLEN-WESTLI; LENCSESOVA L; JEVICOVA Kr. HR - NEALER Am. HBP - LUNDQVIST So; RICKARDSSON; ANDERSSON Em. SH - RICKARDSSON; KARLSSON Am; RYTELOVA Ka; VLCEKOVA Pe; BELNIKOVA Ka. SB - FLIER Ro; MOHLEN Pr.

Skövde Saints	IP	H	R	ER	BB	SO	AB	BF
LEITER Kristi.....	7.0	8	7	2	4	28	33	

Trnava Panthers	IP	H	R	ER	BB	SO	AB	BF
LENCSESOVA Lucia....	7.0	16	15	9	3	2	36	44

Win - LEITER Kr (1-0). Loss - LENCSESOVA L (1-2). Save - None.
WP - LEITER Kr 3; LENCSESOVA L. HBP - by LENCSESOVA L (LUNDQVIST So); by LENCSESOVA L (RICKARDSSON); by LENCSESOVA L (ANDERSSON Em). PB - VLCEKOVA Pe.
Umpires - HP: CRULLI N. (FRA) 1B: STIVAL G. (ITA) 3B: HAGA B. F. (SUI)
Start: 10:05 Time: 2:08 Attendance: 40
Scorers: GASPARI P. (ITA), VENTURA D. (ITA)
T.C. DODDE M. (ITA)
Game: 24

Skövde Saints starters: 7/c FLIER Ro; 5/ss LUNDQVIST So; 16/rf KARLSSON Ma; 13/p LEITER Kr; 22/3b SOLEN-WESTLI; 66/lf RICKARDSSON; 44/c KARLSSON Am; 36/2b MOHLEN Pr; 92/lb NEALER Am;
Trnava Panthers starters: 9/lb BARTOVICOVA; 18/p LENCSESOVA L; 13/2b RYTELOVA Ka; 45/cf JEVICOVA Kr; 21/c VLCEKOVA Pe; 15/3b TIKLOVA Iv; 22/lf MIKVOVA Ma; 19/rf BELNIKOVA Ka; 24/dp ROZICOVA Kr; 20/ss CAMBALOVA Mo;

Skövde Saints 1st - FLIER Ro flied out to lf. LUNDQVIST So hit by pitch. KARLSSON Ma reached on a fielder's choice; LUNDQVIST So out at second p to ss. LEITER Kr flied out to 2b. 0 runs, 0 hits, 0 errors, 1 LOB.
Trnava Panthers 1st - BARTOVICOVA doubled to left field. LENCSESOVA L singled to right field; BARTOVICOVA advanced to third. RYTELOVA Ka out at first 3b to 2b, SAC, RBI; LENCSESOVA L advanced to second, advanced to third on the throw; BARTOVICOVA scored. JEVICOVA Kr tripled to right field, RBI; LENCSESOVA L scored. VLCEKOVA Pe struck out looking. JEVICOVA Kr scored on a wild pitch. TIKLOVA Iv lined out to 3b. 3 runs, 3 hits, 0 errors, 0 LOB.
Skövde Saints 2nd - SOLEN-WESTLI singled to shortstop. RICKARDSSON out at first p to 2b, SAC; SOLEN-WESTLI advanced to second. KARLSSON Am struck out swinging. MOHLEN Pr singled to second base; SOLEN-WESTLI advanced to third. MOHLEN Pr stole second. NEALER Am singled to right field, 2 RBI; MOHLEN Pr scored; SOLEN-WESTLI scored. FLIER Ro flied out to ss. 2 runs, 3 hits, 0 errors, 1 LOB.
Trnava Panthers 2nd - MIKVOVA Ma singled up the middle. BELNIKOVA Ka grounded out to 3b, SAC; MIKVOVA Ma advanced to second. ROZICOVA Kr walked. BARTOVICOVA reached on a fielder's choice; ROZICOVA Kr advanced to second; MIKVOVA Ma out at third 3b unassisted. LENCSESOVA L tripled to right field, 2 RBI; BARTOVICOVA scored; ROZICOVA Kr scored. LENCSESOVA L scored on a wild pitch. RYTELOVA Ka grounded out to c unassisted. 3 runs, 2 hits, 0 errors, 0 LOB.
Skövde Saints 3rd - LUNDQVIST So flied out to rf. KARLSSON Ma reached on a fielding error by 2b. LEITER Kr singled up the middle; KARLSSON Ma advanced to second. SOLEN-WESTLI flied out to cf. RICKARDSSON singled to shortstop; LEITER Kr advanced to second; KARLSSON Ma advanced to third. KARLSSON Am fouled out to 3b. 0 runs, 2 hits, 1 error, 3 LOB.
Trnava Panthers 3rd - JEVICOVA Kr singled through the right side. VLCEKOVA Pe out at first p to 2b, SAC; JEVICOVA Kr advanced to second. JEVICOVA Kr advanced to third on a wild pitch. TIKLOVA Iv reached on a fielder's choice. MIKVOVA Ma reached on a fielding error by 3b, RBI; TIKLOVA Iv advanced to second; JEVICOVA Kr scored. BELNIKOVA Ka grounded out to 3b; MIKVOVA Ma advanced to second; TIKLOVA Iv advanced to third. ROZICOVA Kr grounded out to p. 1 run, 1 hit, 1 error, 2 LOB.
Skövde Saints 4th - MOHLEN Pr walked. NEALER Am flied out to cf. FLIER Ro tripled to left field, RBI; MOHLEN Pr scored. FLIER Ro scored on a passed ball. LUNDQVIST So doubled to center field. KARLSSON Ma lined into double play 2b unassisted; LUNDQVIST So out on the play. 2 runs, 2 hits, 0 errors, 0 LOB.
Trnava Panthers 4th - BARTOVICOVA grounded out to ss. LENCSESOVA L grounded out to 3b. RYTELOVA Ka singled to center field. JEVICOVA Kr grounded out to 2b. 0 runs, 1 hit, 0 errors, 1 LOB.
Skövde Saints 5th - RAKOVSKA Li to 2b for RYTELOVA Ka. LEITER Kr flied out to lf. SOLEN-WESTLI singled to right field, advanced to third on a fielding error by rf. RICKARDSSON hit by pitch. RICKARDSSON advanced to second on a wild pitch, advanced to third; SOLEN-WESTLI scored on a wild pitch. KARLSSON Am flied into double play 1b to 3b; RICKARDSSON out on the play. 1 run, 1 hit, 1 error, 0 LOB.
Trnava Panthers 5th - VLCEKOVA Pe grounded out to lb unassisted. TIKLOVA Iv grounded out to p. MIKVOVA Ma fouled out to lb. 0 runs, 0 hits, 0 errors, 0 LOB.
Skövde Saints 6th - CAMBALOVA Mo to ss for BELNIKOVA Ka. ROZICOVA Kr to rf. / for CAMBALOVA Mo. MOHLEN Pr walked. NEALER Am doubled to right field, RBI; MOHLEN Pr scored. NYDBERG Jo pinch ran for NEALER Am. FLIER Ro fouled out to c. LUNDQVIST So singled to center field, RBI; NYDBERG Jo scored. KARLSSON Ma singled to center field; LUNDQVIST So advanced to second. LEITER Kr singled to center field, RBI; KARLSSON Ma advanced to second; LUNDQVIST So scored. SOLEN-WESTLI reached on a dropped fly by lf; LEITER Kr advanced to second; FLIER Ro advanced to third on the error; KARLSSON Ma scored on the error. RICKARDSSON reached on an error by lb, assist by 3b, advanced to second on the error; SOLEN-WESTLI advanced to second, advanced to third on the error; LEITER Kr advanced to third, scored on the error, unearned. KARLSSON Am out at first p to 2b, SAC, RBI; RICKARDSSON advanced to third; SOLEN-WESTLI scored, unearned. MOHLEN Pr struck out swinging. 6 runs, 4 hits, 2 errors, 1 LOB.
Trnava Panthers 6th - NEALER Am to lb for NYDBERG Jo. CAMBALOVA Mo grounded out to ss. ROZICOVA Kr struck out swinging, out at first c to lb. BARTOVICOVA singled to center field. LENCSESOVA L intentionally walked; BARTOVICOVA advanced to second. RAKOVSKA Li reached on a fielder's choice; LENCSESOVA L out at second ss to 2b. 0 runs, 1 hit, 0 errors, 2 LOB.
Skövde Saints 7th - NEALER Am homered to right field, RBI. FLIER Ro singled up the middle. FLIER Ro stole second. LUNDQVIST So walked. KARLSSON Ma reached on a fielder's choice; LUNDQVIST So advanced to second; FLIER Ro advanced to third on an error by 3b, assist by p. LEITER Kr grounded into double play 2b to lb; KARLSSON Ma out on the play; LUNDQVIST So advanced to third; FLIER Ro scored, unearned. SOLEN-WESTLI tripled up the middle, RBI; LUNDQVIST So scored, unearned. RICKARDSSON singled to shortstop, RBI; SOLEN-WESTLI scored, unearned. ANDERSSON Em pinch hit for KARLSSON Am. ANDERSSON Em hit by pitch; RICKARDSSON advanced to second. LARSSON Li pinch hit for MOHLEN Pr. LARSSON Li grounded out to ss. 4 runs, 4 hits, 1 error, 2 LOB.
Trnava Panthers 7th - KARLSSON Am to c for ANDERSSON Em. MOHLEN Pr to 2b for LARSSON Li. JEVICOVA Kr flied out to cf. VLCEKOVA Pe struck out swinging. TIKLOVA Iv struck out looking. 0 runs, 0 hits, 0 errors, 0 LOB.

Incontro 25 - Game 25

Nika Dahl University (b2) - London Angels (a3)

Aug 23, 2007 at SAN MARINO (Serravalle)

London Angels 0 (3-3)

Nika Dahl University 3 (4-2)

Player	AB	R	H	RBI	BB	SO	PO	A	LOB
BAILEY Natalie cf.....	3	0	0	0	0	2	0	0	1
LA PORTE Elissavet rf....	3	0	0	0	0	2	1	0	0
ENGLISH Leah c.....	2	0	0	0	1	0	3	0	0
MAC MILLAN Carla ss.....	2	0	0	0	0	2	1	3	0
RUSHWORTH Jennifer dp....	3	0	0	0	0	3	0	0	1
CHAMPION Caroline lf.....	3	0	0	0	0	2	1	0	1
SCOTT Hayley lb.....	2	0	0	0	0	2	11	0	0
TRINH Thuy 2b.....	2	0	0	0	0	0	2	0	0
WATKEYS Rachel 3b.....	2	0	1	0	0	1	2	0	0
VAN DER HULST Johann p....	0	0	0	0	0	0	5	0	0
Totals.....	22	0	1	0	1	13	18	12	3

Player	AB	R	H	RBI	BB	SO	PO	A	LOB
PONAMAROVA Anzhelika lf..	3	0	0	0	0	1	0	0	2
SYDORENKO Oksana rf.....	2	2	1	0	0	0	0	0	0
MALTSEVA Yulia c.....	1	0	0	0	0	0	13	0	0
NOSKOVA Galya ss.....	3	1	2	0	0	0	0	0	0
YAVORSKAYA Valeriya p....	3	0	2	1	0	0	0	0	3
MANGUSHEVA Ksenia lb.....	3	0	1	0	0	1	5	0	0
KARELINA Suzanna 3b.....	3	0	1	0	0	0	0	0	1
LIMARYEVA Lyubov cf.....	2	0	0	0	1	0	0	0	0
SHURPO Daria 2b.....	2	0	0	0	0	0	3	2	0
ROMASHOVA Tetyana ph....	1	0	0	0	0	1	0	0	3
Totals.....	23	3	6	3	1	3	21	5	6

Score by Innings	R	H	E	
London Angels.....	000	000	0 - 0	1 1
Nika Dahl University	000	102	X - 3	6 0

E - TRINH Th. LOB - London 3; Nika Dahl 6. 2B - YAVORSKAYA V. HBP - SYDORENKO Ok. SH - MAC MILLAN C; MALTSEVA Yu 2.

London Angels	IP	H	R	ER	BB	SO	AB	BF
VAN DER HULST Johann	6.0	6	3	3	1	3	23	27

Nika Dahl University	IP	H	R	ER	BB	SO	AB	BF
YAVORSKAYA Valeriya.	7.0	1	0	0	1	13	22	24

Win - YAVORSKAYA V (2-1). Loss - VAN DER HULST (3-3). Save - None.
 WP - VAN DER HULST 2; YAVORSKAYA V. HBP - by VAN DER HULST (SYDORENKO Ok).
 Umpires - HP: CAPITONI F. (ITA) 1B: HOJER R. (DEN) 3B: SERRA M. (ITA)
 Start: 10:00 Time: 1:34 Attendance: 20
 Scorer(s): GASPARINI A. (ITA0, PIERI S. (ITA)
 T.C.: GUIDI M. (ITA)
 Game: 25

London Angels starters: 10/cf BAILEY Na; 13/rf LA PORTE El; 11/c ENGLISH Le; 7/ss MAC MILLAN C; 14/dp RUSHWORTH Je; 1/lf CHAMPION Ca; 5/lb SCOTT Ha; 6/2b TRINH Th; 3/3b WATKEYS Ra; 23/p VAN DER HULST;
 Nika Dahl University starters: 5/lf PONAMAROVA A; 16/rf SYDORENKO Ok; 7/c MALTSEVA Yu; 1/ss NOSKOVA Ga; 19/p YAVORSKAYA V; 18/lb MANGUSHEVA K; 17/3b KARELINA Su; 6/cf LIMARYEVA Ly; 14/2b SHURPO Da;

London Angels 1st - BAILEY Na struck out swinging. LA PORTE El struck out looking. ENGLISH Le grounded out to 2b. 0 runs, 0 hits, 0 errors, 0 LOB.
 Nika Dahl University 1st - PONAMAROVA A struck out swinging. SYDORENKO Ok grounded out to ss. MALTSEVA Yu grounded out to p. 0 runs, 0 hits, 0 errors, 0 LOB.
 London Angels 2nd - MAC MILLAN C struck out swinging. RUSHWORTH Je struck out swinging. CHAMPION Ca out at first p to 2b. 0 runs, 0 hits, 0 errors, 0 LOB.
 Nika Dahl University 2nd - NOSKOVA Ga flied out to lf. YAVORSKAYA V singled to left field. MANGUSHEVA K struck out looking. KARELINA Su fouled out to 3b. 0 runs, 1 hit, 0 errors, 1 LOB.
 London Angels 3rd - SCOTT Ha struck out swinging. TRINH Th fouled out to lb. WATKEYS Ra singled to right field. BAILEY Na struck out looking. 0 runs, 1 hit, 0 errors, 1 LOB.
 Nika Dahl University 3rd - LIMARYEVA Ly grounded out to 2b. SHURPO Da grounded out to ss. PONAMAROVA A grounded out to 3b. 0 runs, 0 hits, 0 errors, 0 LOB.
 London Angels 4th - LA PORTE El struck out, reached first on a wild pitch. ENGLISH Le grounded out to lb unassisted; LA PORTE El advanced to second. MAC MILLAN C out at first p to 2b, SAC; LA PORTE El advanced to third. RUSHWORTH Je struck out looking. 0 runs, 0 hits, 0 errors, 1 LOB.
 Nika Dahl University 4th - SYDORENKO Ok singled to center field. MALTSEVA Yu grounded out to p, SAC; SYDORENKO Ok advanced to third. NOSKOVA Ga grounded out to ss, RBI; SYDORENKO Ok scored. YAVORSKAYA V flied out to rf. 1 run, 1 hit, 0 errors, 0 LOB.
 London Angels 5th - CHAMPION Ca struck out swinging. SCOTT Ha struck out looking. TRINH Th fouled out to c. 0 runs, 0 hits, 0 errors, 0 LOB.
 Nika Dahl University 5th - MANGUSHEVA K grounded out to 2b. KARELINA Su singled to left field. LIMARYEVA Ly reached on a fielder's choice to third base; KARELINA Su advanced to second on a muffed throw by 2b, assist by 3b. LIMARYEVA Ly advanced to second on a wild pitch; KARELINA Su advanced to third on a wild pitch. SHURPO Da grounded out to p. PONAMAROVA A grounded out to p. 0 runs, 1 hit, 1 error, 2 LOB.
 London Angels 6th - WATKEYS Ra flied out to 2b. BAILEY Na grounded out to p. LA PORTE El grounded out to 2b. 0 runs, 0 hits, 0 errors, 0 LOB.
 Nika Dahl University 6th - SYDORENKO Ok hit by pitch. MALTSEVA Yu grounded out to p, SAC; SYDORENKO Ok advanced to second. NOSKOVA Ga singled to center field, RBI; SYDORENKO Ok scored. NOSKOVA Ga advanced to second on a wild pitch. YAVORSKAYA V doubled down the lf line, RBI; NOSKOVA Ga scored. MANGUSHEVA K singled to catcher; YAVORSKAYA V advanced to third. KARELINA Su flied out to ss. LIMARYEVA Ly walked; MANGUSHEVA K advanced to second. ROMASHOVA Te pinch hit for SHURPO Da. ROMASHOVA Te struck out looking. 2 runs, 3 hits, 0 errors, 3 LOB.
 London Angels 7th - SHURPO Da to 2b for ROMASHOVA Te. ENGLISH Le walked. MAC MILLAN C struck out looking. RUSHWORTH Je struck out swinging. CHAMPION Ca struck out swinging. 0 runs, 0 hits, 0 errors, 1 LOB.

Incontro 26 - Game 26

Titano Hornets (b1) - Challengers Zurich (a2)

Aug 23, 2007 at VILLA VERUCCHIO (Comunale)

Challengers Zurich 0 (3-3)

Titano Hornets 16 (5-1)

Player	AB	R	H	RBI	BB	SO	PO	A	LOB
MARSHALL Lindsay c.....	2	0	0	0	0	2	2	0	
VON MEISS Flavia 2b.....	2	0	0	0	0	1	1	0	1
SIMITOVIC Leandra p/cf...	2	0	0	0	0	0	1	0	
HEIMGARTNER Karen ss.....	2	0	0	0	1	2	2	1	
WENGI Corinne rf/cf.....	1	0	0	0	1	0	0	0	
BUHLER Jrene p.....	1	0	0	0	0	0	0	0	
MITTELSTADT Karin 3b.....	2	0	0	0	0	0	1	1	
MONTANDON Sandrine cf....	1	0	0	0	1	0	0	0	
LEHMANN Nadja rf.....	0	0	0	0	0	1	0	0	
WIRTH Andrea lf.....	1	0	0	0	0	0	0	0	
ZURSCHMITTEN Simone lb...	1	0	1	0	0	0	3	0	0

Player	AB	R	H	RBI	BB	SO	PO	A	LOB
CONTI Simona lf.....	3	2	1	4	1	0	2	0	2
BOSCAROL Katia ss.....	3	2	2	4	0	0	1	3	0
FIORIO Alice 3b.....	3	2	3	2	0	0	0	0	0
COLLINA Ambra cf.....	3	0	2	2	0	0	0	0	1
CASTELLACCIO Eleonor c...	2	0	2	0	0	0	0	4	0
TAILOUTI Amina pr.....	0	0	0	0	0	0	0	0	0
CAPRIOTTI Elisa pr/c....	1	1	1	0	0	0	0	0	0
MERLONI Eva rf.....	2	3	0	0	1	0	0	0	0
MAGENTA Silvia dp.....	2	3	1	0	1	0	0	0	0
ROSANO Anita lb.....	2	2	1	2	1	0	5	0	0
GENTILI Ambra 2b.....	3	1	2	0	0	0	0	0	0
FEN Sun Yue p.....	0	0	0	0	0	0	0	2	0
GOBBI Linda p.....	0	0	0	0	0	0	0	0	0

Totals..... 15 0 1 0 0 4 9 6 3

Totals..... 24 16 14 16 4 0 12 5 3

Score by Innings	R	H	E		
Challengers Zurich..	000	0	0	1	2
Titano Hornets.....	15(10)	X	16	14	2

E - WENGI Co; MONTANDON Sa; FIORIO Al 2. LOB - Challengers 3; Titano 3. 2B - BOSCAROL Ka 2. 3B - CONTI Si; FIORIO Al. SB - MERLONI Ev. CS - COLLINA Am.

Challengers Zurich	IP	H	R	ER	BB	SO	AB	BF
SIMITOVIC Leandra...	2.0	10	13	12	4	0	16	20
BUHLER Jrene.....	1.0	4	3	3	0	0	8	8

Titano Hornets	IP	H	R	ER	BB	SO	AB	BF
FEN Sun Yue.....	2.0	0	0	0	0	3	7	7
GOBBI Linda.....	2.0	1	0	0	0	1	8	8

Win - GOBBI Li (2-0). Loss - SIMITOVIC Le (0-2). Save - None.

WP - BUHLER Jr. PB - MARSHALL Li.

Umpires - HP: MORAVCIK M. (SLO) 1B: PETERSON R. (SWE) 3B: MCLEAN D. (GBR)

Start: 13:05 Time: 1:13 Attendance: 100

Scorers: GASPARINI P. (ITA), VENTURA D> (ITA)

T.C. DODDE M. (ITA)

SIMITOVIC Le faced 7 batters in the 3rd.

Game: 26

Challengers Zurich starters: 29/c MARSHALL Li; 8/2b VON MEISS Fl; 14/p SIMITOVIC Le; 25/ss HEIMGARTNER; 24/rf WENGI Co; 30/3b MITTELSTADT; 7/cf MONTANDON Sa; 20/lf WIRTH An; 3/lb ZURSCHMITTEN;
Titano Hornets starters: 12/lf CONTI Si; 13/ss BOSCAROL Ka; 11/3b FIORIO Al; 45/cf COLLINA Am; 23/c CASTELLACCIO; 21/rf MERLONI Ev; 9/dp MAGENTA Si; 8/lb ROSANO An; 2/2b GENTILI Am; 24/p FEN Su;

Challengers Zurich 1st - MARSHALL Li flied out to ss. VON MEISS Fl grounded out to p. SIMITOVIC Le reached on a throwing error by 3b. HEIMGARTNER struck out swinging. 0 runs, 0 hits, 1 error, 1 LOB.

Titano Hornets 1st - CONTI Si grounded out to p. BOSCAROL Ka grounded out to c. FIORIO Al singled to center field, advanced to second on a fielding error by cf. COLLINA Am singled to right field, RBI; FIORIO Al scored, unearned. COLLINA Am out at second c to ss, caught stealing. 1 run, 2 hits, 1 error, 0 LOB.

Challengers Zurich 2nd - WENGI Co struck out looking. MITTELSTADT grounded out to p. MONTANDON Sa struck out swinging. 0 runs, 0 hits, 0 errors, 0 LOB.

Titano Hornets 2nd - CASTELLACCIO singled to right field. TAILOUTI Am pinch ran for CASTELLACCIO. MERLONI Ev reached on a fielder's choice; TAILOUTI Am out at second ss to 2b. MERLONI Ev stole second. MAGENTA Si walked. ROSANO An walked; MAGENTA Si advanced to second; MERLONI Ev advanced to third. GENTILI Am lined out to ss. CONTI Si tripled to right field, 3 RBI; ROSANO An scored; MAGENTA Si scored; MERLONI Ev scored. BOSCAROL Ka doubled to center field, RBI; CONTI Si scored. FIORIO Al tripled to right field, RBI; BOSCAROL Ka scored. WENGI Co to cf. LEHMANN Na to rf for MONTANDON Sa. COLLINA Am grounded out to 1b unassisted. 5 runs, 4 hits, 0 errors, 1 LOB.

Challengers Zurich 3rd - CASTELLACCIO to c for TAILOUTI Am. GOBBI Li to p for FEN Su. WIRTH An grounded out to ss. ZURSCHMITTEN singled up the middle. MARSHALL Li flied out to lf. VON MEISS Fl struck out swinging. 0 runs, 1 hit, 0 errors, 1 LOB.

Titano Hornets 3rd - CASTELLACCIO singled to center field. CAPRIOTTI El pinch ran for CASTELLACCIO. MERLONI Ev walked; CAPRIOTTI El advanced to second. MAGENTA Si singled to pitcher; MERLONI Ev advanced to second; CAPRIOTTI El advanced to third. ROSANO An singled to right field, advanced to second on the throw, 2 RBI; MAGENTA Si advanced to second, advanced to third on the throw; MERLONI Ev scored; CAPRIOTTI El scored. GENTILI Am reached on a fielder's choice. CONTI Si walked, RBI; GENTILI Am advanced to second; ROSANO An advanced to third; MAGENTA Si scored. BOSCAROL Ka doubled to center field, advanced to third on a fielding error by cf, 3 RBI; CONTI Si scored; GENTILI Am scored; ROSANO An scored. SIMITOVIC Le to cf. BUHLER Jr to p for WENGI Co. FIORIO Al singled to right field, RBI; BOSCAROL Ka scored. FIORIO Al advanced to second on a wild pitch. COLLINA Am singled to right field, RBI; FIORIO Al scored. COLLINA Am advanced to second on a passed ball. CAPRIOTTI El singled to left field; COLLINA Am advanced to third. CAPRIOTTI El advanced to second on a fielder's choice. MERLONI Ev reached on a fielder's choice. MAGENTA Si reached on a fielder's choice; MERLONI Ev advanced to second; CAPRIOTTI El advanced to third; COLLINA Am out at home ss to c. ROSANO An reached on a fielder's choice; MAGENTA Si advanced to second; MERLONI Ev advanced to third; CAPRIOTTI El out at home 3b to c. GENTILI Am singled to center field, 2 RBI; ROSANO An advanced to second; MAGENTA Si scored; MERLONI Ev scored. CONTI Si flied out to rf. 10 runs, 8 hits, 1 error, 2 LOB.

Challengers Zurich 4th - CAPRIOTTI El to c. SIMITOVIC Le grounded out to ss. HEIMGARTNER reached on an error by 3b. BUHLER Jr grounded out to ss; HEIMGARTNER advanced to second. MITTELSTADT flied out to lf. 0 runs, 0 hits, 1 error, 1 LOB.

Incontro 28 - Game 28

Ballerup (a5) - Golovec Dragons (b5)

Aug 23, 2007 at SAN MARINO (Serravalle)

Golovec Dragons 11 (2-3)

Player	AB	R	H	RBI	BB	SO	PO	A	LOB
BROWN Brooke Dyan c.....	4	1	2	1	0	0	5	0	3
NAKADIMA Chinatsu p.....	3	2	1	0	0	1	1	3	0
KRAMBERGER Tina ss.....	2	3	1	0	2	0	1	1	0
TROBEC Tina Kristina lb..	4	0	0	0	0	1	5	0	1
PENGAL Polona cf.....	3	1	2	2	0	0	1	0	0
LAVRIC Meta lf.....	3	1	1	0	0	1	0	0	0
LENARDIC Masa Zia 2b.....	1	1	1	0	2	0	1	1	0
GOLICNIK Savina 3b.....	3	1	1	1	0	0	0	1	0
HUMERCA Gabriela dp.....	3	1	1	0	0	1	0	0	1
CEDILNIK Derna rf.....	0	0	0	0	0	0	1	0	0

Totals..... 26 11 10 4 4 4 15 6 5

Score by Innings R H E

Golovec Dragons.....	250	40	-	11	10	1
Ballerup.....	000	01	-	1	4	4

Ballerup 1 (0-5)

Player	AB	R	H	RBI	BB	SO	PO	A	LOB
LORENZEN Bettina p.....	3	0	1	0	0	0	0	0	0
DARLOV Charlotte 2b.....	3	0	1	1	0	0	2	0	0
ELM Tine c.....	2	0	0	0	1	0	6	1	1
JOHN Malken ss.....	2	0	1	0	0	1	2	3	1
ANDERSEN Gitte 3b.....	2	0	0	0	0	1	1	2	2
BROLEV Anne lb.....	2	0	1	0	0	0	2	1	0
KRAGH Merethe dp.....	2	0	0	0	0	0	0	0	0
DARLOV Christine cf.....	2	0	0	0	0	2	1	0	0
HOGH Turi lf.....	2	0	0	0	0	1	1	0	1
BECH Signe pr.....	0	1	0	0	0	0	0	0	0
MADSEN Sussie rf.....	0	0	0	0	0	0	0	0	0
FREDERIKSEN Pernille rf..	0	0	0	0	0	0	0	0	0

Totals..... 20 1 4 1 1 5 15 7 5

E - KRAMBERGER T; DARLOV Cha; ELM Ti; JOHN Ma; HOGH Tu. LOB - Golovec 5; Ballerup 5. 2B - PENGAL Po. 3B - KRAMBERGER T; LENARDIC Ma; GOLICNIK Sa. HBP - NAKADIMA Ch. SB - ELM Ti; JOHN Ma. CS - BROWN Br.

Golovec Dragons	IP	H	R	ER	BB	SO	AB	BF
NAKADIMA Chinatsu...	5.0	4	1	0	1	5	20	21

Ballerup	IP	H	R	ER	BB	SO	AB	BF
LORENZEN Bettina....	5.0	10	11	7	4	4	26	31

Win - NAKADIMA Ch (1-2). Loss - LORENZEN Be (0-4). Save - None.

WP - LORENZEN Be 5. HBP - by LORENZEN Be (NAKADIMA Ch).

Umpires - HP: SERRA M. (ITA) 1B: CAPITONI F. (ITA) 3B: PROFATILOV S. (UKR)

Start: 15:00 Time: 1:35 Attendance: 50

Scorer(s): GASPARINI A. (ITA), PIERI S. (ITA)

T.C.: GUIDI M. (SMR)

Game: 28

Golovec Dragons starters: 11/c BROWN Br; 28/p NAKADIMA Ch; 47/ss KRAMBERGER T; 42/lb TROBEC Ti; 82/cf PENGAL Po; 27/lf LAVRIC Me; 6/2b LENARDIC Ma; 8/3b GOLICNIK Sa; 16/dp HUMERCA Ga; 33/rf CEDILNIK De; Ballerup starters: 7/p LORENZEN Be; 2/2b DARLOV Cha; 5/c ELM Ti; 22/ss JOHN Ma; 4/3b ANDERSEN Gi; 30/lb BROLEV An; 24/dp KRAGH Me; 3/cf DARLOV Chr; 19/lf HOGH Tu; 10/rf MADSEN Su;

Golovec Dragons 1st - FREDERIKSEN to rf for MADSEN Su. BROWN Br singled to center field. NAKADIMA Ch hit by pitch; BROWN Br advanced to second. NAKADIMA Ch advanced to second on a fielder's choice; BROWN Br out at second c to ss, caught stealing. KRAMBERGER T reached on a dropped fly by lf, advanced to third on the error; NAKADIMA Ch scored on the error. KRAMBERGER T scored on a wild pitch, unearned. TROBEC Ti flied out to lf. PENGAL Po out at first lb to 2b. 2 runs, 1 hit, 1 error, 0 LOB.

Ballerup 1st - LORENZEN Be flied out to rf. DARLOV Cha grounded out to p. ELM Ti walked. JOHN Ma singled to left field; ELM Ti advanced to second. JOHN Ma stole second; ELM Ti stole third. ANDERSEN Gi struck out looking. 0 runs, 1 hit, 0 errors, 2 LOB. Golovec Dragons 2nd - LAVRIC Me struck out looking. LENARDIC Ma tripled to center field, scored on a throwing error by ss. GOLICNIK Sa tripled to left center. GOLICNIK Sa scored on a wild pitch. HUMERCA Ga singled to shortstop. HUMERCA Ga advanced to second on a wild pitch. BROWN Br singled up the middle, RBI; HUMERCA Ga scored. Suspended by rain from 15:30 to 18:20. NAKADIMA Ch struck out looking. BROWN Br advanced to second on a wild pitch. KRAMBERGER T walked. KRAMBERGER T scored on a throwing error by c, unearned; BROWN Br scored on the error, unearned. TROBEC Ti flied out to ss. 5 runs, 4 hits, 2 errors, 0 LOB.

Ballerup 2nd - BROLEV An singled to center field. KRAGH Me flied out to ss. DARLOV Chr struck out swinging. HOGH Tu struck out swinging. 0 runs, 1 hit, 0 errors, 1 LOB.

Golovec Dragons 3rd - PENGAL Po singled up the middle. LAVRIC Me reached on a fielder's choice to pitcher; PENGAL Po advanced to second. LENARDIC Ma walked; LAVRIC Me advanced to second; PENGAL Po advanced to third. GOLICNIK Sa reached on a fielder's choice to third base; LENARDIC Ma advanced to second on a fielder's choice; LAVRIC Me advanced to third on a fielder's choice; PENGAL Po out at home 3b to c. HUMERCA Ga fouled out to c. BROWN Br reached on a fielder's choice to shortstop; GOLICNIK Sa advanced to second on a fielder's choice; LENARDIC Ma out at third ss to 3b. 0 runs, 1 hit, 0 errors, 3 LOB.

Ballerup 3rd - LORENZEN Be singled to second base. DARLOV Cha flied out to p. ELM Ti flied out to cf. JOHN Ma struck out looking. 0 runs, 1 hit, 0 errors, 1 LOB.

Golovec Dragons 4th - NAKADIMA Ch singled to center field. NAKADIMA Ch advanced to second on a wild pitch. KRAMBERGER T walked. TROBEC Ti flied out to cf. PENGAL Po doubled to center field, 2 RBI; KRAMBERGER T scored; NAKADIMA Ch scored. LAVRIC Me singled to center field, advanced to third on the error; PENGAL Po advanced to third, scored on a throwing error by 2b. LENARDIC Ma walked. GOLICNIK Sa reached on a fielder's choice to shortstop, RBI; LENARDIC Ma out at second ss to 2b; LAVRIC Me scored, unearned. HUMERCA Ga struck out swinging. 4 runs, 3 hits, 1 error, 1 LOB.

Ballerup 4th - ANDERSEN Gi grounded out to p. BROLEV An grounded out to p. KRAGH Me grounded out to 3b. 0 runs, 0 hits, 0 errors, 0 LOB.

Golovec Dragons 5th - BROWN Br grounded out to 3b. NAKADIMA Ch grounded out to ss. KRAMBERGER T tripled to right center. TROBEC Ti struck out looking. 0 runs, 1 hit, 0 errors, 1 LOB.

Ballerup 5th - DARLOV Chr struck out looking. HOGH Tu reached on a throwing error by ss, advanced to second on the error. BECH Si pinch ran for HOGH Tu. LORENZEN Be grounded out to 2b; BECH Si advanced to third. DARLOV Cha singled to center field, RBI; BECH Si scored, unearned. ELM Ti reached on a fielder's choice to shortstop; DARLOV Cha out at second ss to 2b. 1 run, 1 hit, 1 error, 1 LOB.

Incontro 30 - Game 30

Titano Hornets (b1) - London Angels (a3)

Aug 23, 2007 at SAN MARINO (Serravalle)

London Angels 1 (3-4)

Player	AB	R	H	RBI	BB	SO	PO	A	LOB
BAILEY Natalie cf.....	3	0	0	0	0	1	0	0	0
WATKEYS Rachel 3b.....	3	0	1	0	0	1	1	1	0
MAC MILLAN Carla ss.....	3	0	0	0	0	5	1	1	1
ENGLISH Leah c.....	3	1	1	0	0	1	0	0	0
SCOTT Hayley 1b.....	3	0	0	0	0	1	8	0	0
RUSHWORTH Jennifer dp...	2	0	1	0	1	1	0	0	1
CHAMPION Caroline lf.....	2	0	0	0	2	1	0	0	0
TRINH Thuy 2b.....	3	0	0	0	0	0	4	3	3
LA PORTE Elissavet rf....	3	0	0	0	0	2	0	0	0
VAN DER HULST Johann p...	0	0	0	0	0	0	3	0	0

Totals..... 25 1 3 0 1 6 18 9 5

Score by Innings R H E

London Angels..... 000 100 0 - 1 3 2
Titano Hornets..... 203 010 X - 6 9 3

E - WATKEYS Ra; TRINH Th; BOSCAROL Ka; FIORIO Al; FEN Su. DP - London 1. LOB - London 5; Titano 4. 2B - WATKEYS Ra; ENGLISH Le; CASTELLACCIO 2. HBP - CHAMPION Ca. SB - BOSCAROL Ka.

London Angels	IP	H	R	ER	BB	SO	AB	BF
VAN DER HULST Johann	6.0	9	6	4	0	1	28	28

Titano Hornets 6 (6-1)

Player	AB	R	H	RBI	BB	SO	PO	A	LOB
CONTI Simona 1b/cf.....	4	0	0	0	0	0	3	0	0
BOSCAROL Katia ss.....	3	1	1	0	0	0	0	5	1
FIORIO Alice c.....	3	2	1	0	0	0	6	0	0
COLLINA Ambra cf.....	1	1	1	0	0	0	0	0	0
FEN Sun Yue ph/lb.....	2	2	1	1	0	0	8	0	0
CASTELLACCIO Eleonor 3b/p	3	0	3	5	0	0	0	3	0
CAPRIOTTI Elisa pr.....	0	0	0	0	0	0	0	0	0
MERLONI Eva rf.....	3	0	1	0	0	0	2	0	1
TAILOUTI Amina lf.....	2	0	0	0	0	0	0	0	1
PARMA Brunella ph/lf....	1	0	0	0	0	0	0	0	1
MOLARI Giorgia 2b.....	2	0	0	0	0	0	0	2	0
MAGENTA Silvia 2b.....	1	0	0	0	0	0	0	0	0
GENTILI Ambra dp.....	2	0	1	0	0	0	0	0	0
MOLARI Simona dp.....	1	0	0	0	0	1	0	0	0
LUCONI Luana p.....	0	0	0	0	0	2	1	0	0
GOBBI Linda p.....	0	0	0	0	0	0	0	0	0
Totals.....	28	6	9	6	0	1	21	11	4

Titano Hornets	IP	H	R	ER	BB	SO	AB	BF
LUCONI Luana.....	5.0	2	1	0	1	4	18	20
GOBBI Linda.....	2.0	1	0	0	0	2	7	7

Win - LUCONI Lu (1-0). Loss - VAN DER HULST (3-4). Save - GOBBI Li (1).

WP - LUCONI Lu. HBP - by LUCONI Lu (CHAMPION Ca).

Umpires - HP: HOJER R. (DEN) 1B: PROFATILOV S. (UKR) 3B: CAPITONI F (ITA)

Start: 20:00 Time: 1:30 Attendance: 70

Scorer(s): GASPARINI A. (ITA), PIERI S. (ITA)

T.C.: GUIDI M. (SMR)

Game: 30

London Angels starters: 10/cf BAILEY Na; 3/3b WATKEYS Ra; 7/ss MAC MILLAN C; 11/c ENGLISH Le; 5/lb SCOTT Ha; 14/dp RUSHWORTH Je; 1/lf CHAMPION Ca; 6/2b TRINH Th; 13/rf LA PORTE El; 23/p VAN DER HULST; Titano Hornets starters: 12/lb CONTI Si; 13/ss BOSCAROL Ka; 11/c FIORIO Al; 45/cf COLLINA Am; 23/3b CASTELLACCIO; 21/rf MERLONI Ev; 22/lf TAILOUTI Am; 5/2b MOLARI Gi; 2/dp GENTILI Am; 27/p LUCONI Lu;

London Angels 1st - BAILEY Na grounded out to ss. WATKEYS Ra struck out looking. MAC MILLAN C grounded out to 2b. 0 runs, 0 hits, 0 errors, 0 LOB.

Titano Hornets 1st - CONTI Si flied out to ss. BOSCAROL Ka grounded out to 2b. FIORIO Al singled to center field. COLLINA Am singled to left field; FIORIO Al advanced to second. CASTELLACCIO doubled to right field, 2 RBI; COLLINA Am scored; FIORIO Al scored. MERLONI Ev flied out to rf. 2 runs, 3 hits, 0 errors, 1 LOB.

London Angels 2nd - ENGLISH Le flied out to rf. Dropped foul ball, E2. SCOTT Ha struck out looking. RUSHWORTH Je singled to center field. RUSHWORTH Je advanced to second on a wild pitch. CHAMPION Ca hit by pitch. TRINH Th flied out to p. 0 runs, 1 hit, 1 error, 2 LOB.

Titano Hornets 2nd - TAILOUTI Am flied out to lf. MOLARI Gi flied out to lb. GENTILI Am grounded out to 3b. 0 runs, 0 hits, 0 errors, 0 LOB.

London Angels 3rd - LA PORTE El grounded out to p unassisted. BAILEY Na struck out looking. WATKEYS Ra doubled to left center. MAC MILLAN C grounded out to ss. 0 runs, 1 hit, 0 errors, 1 LOB.

Titano Hornets 3rd - CONTI Si flied out to rf. BOSCAROL Ka singled to right center. BOSCAROL Ka stole second. FIORIO Al reached on a fielding error by 3b; BOSCAROL Ka advanced to third. FEN Su pinch hit for COLLINA Am. FEN Su singled to shortstop, RBI; FIORIO Al advanced to third; BOSCAROL Ka scored. CASTELLACCIO doubled to center field, 2 RBI; FEN Su scored; FIORIO Al scored, unearned. MERLONI Ev singled to pitcher; CASTELLACCIO advanced to third. TAILOUTI Am lined into double play ss to 3b; CASTELLACCIO out on the play. 3 runs, 4 hits, 1 error, 1 LOB.

London Angels 4th - CONTI Si to cf. FEN Su to lb. ENGLISH Le reached on a fielding error by ss. SCOTT Ha grounded out to 2b; ENGLISH Le advanced to second, scored on a throwing error by lb, unearned. RUSHWORTH Je walked. CHAMPION Ca struck out swinging. TRINH Th grounded out to ss. 1 run, 0 hits, 2 errors, 1 LOB.

Titano Hornets 4th - MOLARI Gi grounded out to 2b. GENTILI Am singled to third base, bunt. CONTI Si flied out to ss. BOSCAROL Ka grounded out to p. 0 runs, 1 hit, 0 errors, 1 LOB.

London Angels 5th - LA PORTE El grounded out to ss. BAILEY Na grounded out to 3b. WATKEYS Ra grounded out to p. 0 runs, 0 hits, 0 errors, 0 LOB.

Titano Hornets 5th - FIORIO Al grounded out to 2b. FEN Su reached on a throwing error by 2b, advanced to second on the error. CASTELLACCIO singled to left center, RBI; FEN Su scored, unearned. CAPRIOTTI El pinch ran for CASTELLACCIO. MERLONI Ev reached on a fielder's choice to pitcher; CAPRIOTTI El out at second p to ss. PARMA Br pinch hit for TAILOUTI Am. PARMA Br flied out to ss. 1 run, 1 hit, 1 error, 1 LOB.

London Angels 6th - CASTELLACCIO pinch ran for CAPRIOTTI El. PARMA Br to lf. MAGENTA Si to 2b for MOLARI Gi. GOBBI Li to p for LUCONI Lu. CASTELLACCIO to 3b. MAC MILLAN C grounded out to 3b. ENGLISH Le doubled to left field. SCOTT Ha flied out to rf. RUSHWORTH Je struck out swinging. 0 runs, 1 hit, 0 errors, 1 LOB.

Titano Hornets 6th - MAGENTA Si grounded out to p. MOLARI Si to dp for GENTILI Am. MOLARI Si struck out swinging. CONTI Si grounded out to 2b. 0 runs, 0 hits, 0 errors, 0 LOB.

London Angels 7th - CHAMPION Ca struck out looking. TRINH Th grounded out to 3b. LA PORTE El grounded out to ss. 0 runs, 0 hits, 0 errors, 0 LOB.

Statistiche di squadra - Team's Stats



Skövde Saints

SWE

European Cup Women B - 2007
Overall Statistics for Skovde Saints (as of Aug 23, 2007)
(All games Sorted by Batting avg)

Record: 6-0 Home: 3-0 Away: 3-0 ECWB: 6-0

Player	AVG	GP-GS	AB	R	H	2B	3B	HR	RBI	TB	SLG%	BB	HBP	SO	GDP	OB%	SF	SH	SB-ATT	PO	A	E	FLD%
NEALER Am...	.750	2-2	4	1	3	1	0	1	4	7	1.750	0	0	0	0	.750	0	0	0-0	17	3	0	1.000
LEITER Kr...	.579	6-6	19	11	11	1	1	0	11	14	.737	3	0	1	1	.636	0	0	0-0	11	8	0	1.000
FLIER Ro...	.565	6-6	23	12	13	1	5	1	7	27	1.174	2	0	0	0	.600	0	0	2-2	3	1	0	1.000
SOLENN-WESTLI	.474	6-6	19	13	9	0	5	0	11	19	1.000	1	1	1	0	.500	1	0	2-3	4	7	1	.917
RICKARDSSON.	.438	6-6	16	3	7	0	1	0	7	9	.563	3	1	2	0	.524	1	1	1-1	3	0	0	1.000
LUNDQVIST So	.389	6-6	18	11	7	1	0	0	4	8	.444	3	1	0	0	.500	0	2	2-3	5	7	0	1.000
ANDERSSON Em	.300	6-5	10	5	3	1	1	0	4	6	.600	4	1	5	0	.533	0	0	0-0	0	0	0	.000
KARLSSON Ma.	.286	6-6	21	7	6	0	2	0	4	10	.476	0	0	2	0	.273	1	0	1-1	0	1	0	1.000
KARLSSON Am.	.235	6-6	17	4	4	2	0	0	3	6	.353	3	0	3	0	.350	0	1	0-0	55	2	1	.983
MOHLEN Pr...	.167	6-6	12	5	2	1	0	0	1	3	.250	5	0	2	0	.412	0	1	1-1	10	2	0	1.000
LARSSON Li..	.000	5-0	3	0	0	0	0	0	0	0	.000	0	1	0	0	.250	0	0	0-0	0	0	0	.000
NYDBERG Jo..	.000	4-0	1	3	0	0	0	0	0	0	.000	1	0	0	0	.500	0	0	0-0	0	0	0	.000
Totals.....	.399	6-6	163	75	65	8	15	2	56	109	.669	25	5	16	1	.485	3	5	9-11	108	31	2	.986
Opponents...	.168	6-6	125	10	21	2	2	0	6	27	.216	7	0	55	0	.212	0	4	2-3	99	40	25	.848

(All games Sorted by Earned run avg)

Player	ERA	W-L	APP	GS	CG	SHO/CBO	SV	IP	H	R	ER	BB	SO	2B	3B	HR	AB	B/Avg	WP	HBP	BK	SFA	SHA
NEALER Am...	0.00	4-0	5	4	2	2/1	1	22.0	7	0	0	2	46	0	0	0	72	.097	0	0	0	0	0
LEITER Kr...	4.00	2-0	4	2	1	0/1	0	14.0	14	10	8	5	9	2	2	0	53	.264	3	0	0	0	4
Totals.....	1.56	6-0	6	6	3	3/1	1	36.0	21	10	8	7	55	2	2	0	125	.168	3	0	0	0	4
Opponents...	8.91	0-6	6	6	3	0/0	0	33.0	65	75	42	25	16	8	15	2	163	.399	11	5	1	3	5

(All games Sorted by Fielding pct)

Player	C	PO	A	E	FLD%	Dps	SBA	CSB	SBA%	PB	CI
NEALER Am...	20	17	3	0	1.000	1	1	1	.500	0	0
LEITER Kr...	19	11	8	0	1.000	0	1	0	1.000	0	0
LUNDQVIST So	12	5	7	0	1.000	0	0	0	.000	0	0
MOHLEN Pr...	12	10	2	0	1.000	0	0	0	.000	0	0
FLIER Ro...	4	3	1	0	1.000	1	0	0	.000	0	0
RICKARDSSON.	3	3	0	0	1.000	0	0	0	.000	0	0
KARLSSON Ma.	1	0	1	0	1.000	0	0	0	.000	0	0
KARLSSON Am.	58	55	2	1	.983	0	2	1	.667	4	0
SOLENN-WESTLI	12	4	7	1	.917	0	0	0	.000	0	0
LARSSON Li..	0	0	0	0	.000	0	0	0	.000	0	0
ANDERSSON Em	0	0	0	0	.000	0	0	0	.000	0	0
NYDBERG Jo..	0	0	0	0	.000	0	0	0	.000	0	0
Totals.....	141	108	31	2	.986	1	2	1	.667	4	0
Opponents...	164	99	40	25	.848	4	9	2	.818	3	0

Statistiche di squadra - Team's Stats



Challengers Zurich

SUI

European Cup Women B - 2007
Overall Statistics for Challengers Zurich (as of Aug 23, 2007)
(All games Sorted by Batting avg)

Record: 3-3 Home: 2-0 Away: 1-3 ECWB: 3-3

Player	AVG	GP-GS	AB	R	H	2B	3B	HR	RBI	TB	SLG%	BB	HBP	SO	GDP	OB%	SF	SH	SB-ATT	PO	A	E	FLD%
LEHMANN Na..	.417	6-4	12	2	5	0	0	0	3	5	.417	1	0	1	0	.462	0	0	1-2	5	3	3	.727
MARSHALL Li.	.368	6-6	19	3	7	0	0	0	1	7	.368	0	0	2	0	.368	0	0	0-0	49	4	1	.981
ZURSCHMITTEN	.250	6-5	12	1	3	0	0	0	1	3	.250	2	1	5	0	.400	0	0	0-0	21	0	5	.808
BUHLER Jr...	.250	6-4	12	0	3	0	0	0	0	3	.250	0	0	1	0	.250	0	0	0-0	2	3	3	.625
HEIMGARTNER.	.133	6-6	15	2	2	0	2	0	1	6	.400	3	0	3	0	.278	0	0	0-0	8	14	0	1.000
MITTELSTADT.	.125	6-6	16	2	2	1	0	0	2	3	.188	2	0	4	0	.222	0	1	0-0	3	1	1	.800
SIMITOVIC Le	.071	6-6	14	2	1	0	1	0	0	3	.214	1	0	7	0	.133	0	1	0-0	4	4	2	.800
VON MEISS Fl	.000	6-6	12	2	0	0	0	0	1	0	.000	1	0	8	0	.077	0	0	0-0	2	4	1	.857
WENGI Co....	.000	6-5	10	2	0	0	0	0	0	0	.000	2	0	2	0	.167	0	0	1-1	1	2	1	.750
MONTANDON Sa	.000	5-4	5	0	0	0	0	0	0	0	.000	2	0	4	0	.286	0	0	0-1	0	0	4	.000
WIRTH An....	.000	3-3	3	0	0	0	0	0	0	0	.000	0	0	1	0	.000	0	0	0-0	1	1	0	1.000
Totals.....	.177	6-6	130	16	23	1	3	0	9	30	.231	14	1	38	0	.262	0	2	2-4	96	36	21	.863
Opponents...	.322	6-6	152	48	49	6	2	1	36	62	.408	20	1	38	0	.402	1	3	8-11	101	47	14	.914

(All games Sorted by Earned run avg)

Player	ERA	W-L	APP	GS	CG	SHO/CBO	SV	IP	H	R	ER	BB	SO	2B	3B	HR	AB	B/Avg	WP	HBP	BK	SFA	SHA
HEIMGARTNER.	1.46	3-1	4	3	3	0/0	0	24.0	23	11	5	7	38	3	0	0	96	.240	1	0	1	0	3
BUHLER Jr...	12.60	0-0	3	1	0	0/0	0	5.0	14	18	9	8	0	0	0	1	32	.438	2	1	0	1	0
SIMITOVIC Le	28.00	0-2	2	2	0	0/0	0	3.0	12	19	12	5	0	3	2	0	24	.500	4	0	0	0	0
Totals.....	5.69	3-3	6	6	3	0/0	0	32.0	49	48	26	20	38	6	2	1	152	.322	7	1	1	1	3
Opponents...	1.66	3-3	6	6	3	2/2	0	33.2	23	16	8	14	38	1	3	0	130	.177	7	1	0	0	2

(All games Sorted by Fielding pct)

Player	C	PO	A	E	FLD%	Dps	SBA	CSB	SBA%	PB	CI
HEIMGARTNER.	22	8	14	0	1.000	0	3	2	.600	0	0
WIRTH An....	2	1	1	0	1.000	0	0	0	.000	0	0
MARSHALL Li.	54	49	4	1	.981	0	5	3	.625	2	0
VON MEISS Fl	7	2	4	1	.857	0	0	0	.000	0	0
ZURSCHMITTEN	26	21	0	5	.808	0	0	0	.000	0	0
SIMITOVIC Le	10	4	4	2	.800	0	2	1	.667	0	0
MITTELSTADT.	5	3	1	1	.800	0	0	0	.000	0	0
WENGI Co....	4	1	2	1	.750	0	0	0	.000	0	0
LEHMANN Na..	11	5	3	3	.727	0	3	0	1.000	1	0
BUHLER Jr...	8	2	3	3	.625	0	3	0	1.000	0	0
MONTANDON Sa	4	0	0	4	.000	0	0	0	.000	0	0
Totals.....	153	96	36	21	.863	0	8	3	.727	3	0
Opponents...	162	101	47	14	.914	0	2	2	.500	4	0

Statistiche di squadra - Team's Stats



Maroussi 2004

GRE

European Cup Women B - 2007
Overall Statistics for Maroussi 2004 (as of Aug 23, 2007)
(All games Sorted by Batting avg)

Record: 1-3 Home: 1-1 Away: 0-2 ECWB: 1-3

Player	AVG	GP-GS	AB	R	H	2B	3B	HR	RBI	TB	SLG%	BB	HBP	SO	GDP	OB%	SF	SH	SB-ATT	PO	A	E	FLD%
KOUTOUGKOU A	.462	4-4	13	3	6	0	0	0	1	6	.462	1	1	2	0	.533	0	0	2-2	6	0	0	1.000
VASILEIADI M	.273	4-4	11	1	3	1	1	0	2	6	.545	3	0	3	0	.429	0	0	0-0	25	2	1	.964
VRONTELI Fo.	.273	4-4	11	0	3	0	0	0	1	3	.273	3	0	1	0	.429	0	0	0-0	34	2	2	.947
DONTA Io....	.231	4-4	13	5	3	0	0	2	4	9	.692	3	0	5	0	.375	0	0	1-1	2	6	3	.727
KOUSSOULOU A	.214	4-4	14	1	3	1	0	0	3	4	.286	2	0	2	0	.313	0	0	1-1	1	12	1	.929
ZERLENTE Ai.	.200	4-4	15	2	3	1	1	0	3	6	.400	1	0	2	0	.250	0	0	0-0	4	8	1	.923
KOTSIA Ma...	.200	4-4	10	2	2	0	0	0	1	2	.200	3	0	3	0	.385	0	0	0-0	8	8	2	.889
LIOLIA Ko..	.154	4-4	13	1	2	0	0	0	1	2	.154	0	0	4	0	.154	0	1	0-0	4	0	0	1.000
CHRISTOPOULO	.000	4-4	12	0	0	0	0	0	0	0	.000	0	0	5	0	.000	0	1	0-0	2	1	0	1.000
VLASTOU EL..	.000	2-0	1	0	0	0	0	0	0	0	.000	0	0	1	0	.000	0	0	0-0	0	0	1	.000
Totals.....	.221	4-4	113	16	25	3	2	2	16	38	.336	16	1	28	0	.323	0	2	4-5	86	39	11	.919
Opponents...	.250	4-4	116	22	29	3	5	0	18	42	.362	9	1	22	0	.307	1	6	2-3	87	33	6	.952

(All games Sorted by Earned run avg)

Player	ERA	W-L	APP	GS	CG	SHO/CBO	SV	IP	H	R	ER	BB	SO	2B	3B	HR	AB	B/Avg	WP	HBP	BK	SFA	SHA
KOUSSOULOU A	2.59	1-3	4	4	3	0/0	0	27.0	27	21	10	7	22	3	5	0	110	.245	6	1	1	0	6
ZERLENTE Ai.	4.20	0-0	1	0	0	0/0	0	1.2	2	1	1	2	0	0	0	0	6	.333	2	0	0	1	0
Totals.....	2.44	1-3	4	4	3	0/0	0	28.2	29	22	10	9	22	3	5	0	116	.250	8	1	1	1	6
Opponents...	2.66	3-1	4	4	1	0/0	0	29.0	25	16	11	16	28	3	2	2	113	.221	2	1	0	0	2

(All games Sorted by Fielding pct)

Player	C	PO	A	E	FLD%	Dps	SBA	CSB	SBA%	PB	CI
KOUTOUGKOU A	6	6	0	0	1.000	0	0	0	.000	0	0
LIOLIA Ko..	4	4	0	0	1.000	0	0	0	.000	0	0
CHRISTOPOULO	3	2	1	0	1.000	0	0	0	.000	0	0
VASILEIADI M	28	25	2	1	.964	0	2	1	.667	4	0
VRONTELI Fo.	38	34	2	2	.947	0	0	0	.000	0	0
KOUSSOULOU A	14	1	12	1	.929	0	1	1	.500	0	0
ZERLENTE Ai.	13	4	8	1	.923	0	1	0	1.000	0	0
KOTSIA Ma...	18	8	8	2	.889	0	0	0	.000	0	0
DONTA Io....	11	2	6	3	.727	0	0	0	.000	0	0
VLASTOU EL..	1	0	0	1	.000	0	0	0	.000	0	0
TSAOUSI Ai..	0	0	0	0	.000	0	0	0	.000	0	0
Totals.....	136	86	39	11	.919	0	2	1	.667	4	0
Opponents...	126	87	33	6	.952	1	4	1	.800	0	0

Statistiche di squadra - Team's Stats



Ballerup

DEN

European Cup Women B - 2007
Overall Statistics for Ballerup (as of Aug 23, 2007)
(All games Sorted by Batting avg)

Record: 0-5 Home: 0-3 Away: 0-2 ECWB: 0-5

Player	AVG	GP-GS	AB	R	H	2B	3B	HR	RBI	TB	SLG%	BB	HBP	SO	GDP	OB%	SF	SH	SB-ATT	PO	A	E	FLD%
FREDERIKSEN.	.500	3-1	2	0	1	0	0	0	0	1	.500	0	0	1	0	.500	0	0	0-0	0	0	1	.000
GILHOI He...	.417	4-4	12	1	5	0	0	0	1	5	.417	0	0	2	0	.417	0	0	0-0	13	4	1	.944
JOHN Ma.....	.333	5-5	12	1	4	0	0	0	1	4	.333	0	0	4	0	.333	0	0	1-1	7	8	2	.882
KRAGH Me....	.300	5-5	10	1	3	0	0	0	2	3	.300	0	0	1	0	.300	0	0	0-0	2	4	1	.857
LORENZEN Be.	.286	4-3	7	1	2	0	1	0	1	4	.571	0	0	2	0	.286	0	0	0-0	1	4	0	1.000
ANDERSEN Gi.	.250	5-5	12	1	3	0	0	0	1	3	.250	0	0	2	0	.250	0	0	0-0	4	10	5	.737
BECH Si.....	.250	3-1	4	1	1	0	0	0	0	1	.250	0	0	1	0	.250	0	0	0-0	1	0	0	1.000
ELM Ti.....	.167	5-5	12	1	2	0	0	0	0	2	.167	2	0	1	0	.286	0	0	1-1	11	12	4	.852
DARLOV Chr..	.167	5-4	6	0	1	1	0	0	0	2	.333	0	0	5	0	.167	0	1	0-0	1	0	1	.500
HOGH Tu.....	.167	5-3	6	0	1	0	0	0	1	1	.167	0	0	3	0	.167	0	0	0-0	1	0	1	.500
BROLEV An...	.100	4-4	10	1	1	0	0	0	0	1	.100	0	0	3	0	.100	0	0	0-0	6	1	2	.778
DARLOV Cha..	.071	5-5	14	2	1	0	0	0	2	1	.071	1	0	5	0	.133	0	0	0-0	6	2	3	.727
MAHLER Su...	.000	4-4	5	0	0	0	0	0	0	0	.000	0	0	5	0	.000	0	0	0-0	22	0	3	.880
Totals.....	.223	5-5	112	10	25	1	1	0	9	28	.250	3	0	35	0	.243	0	1	2-2	75	45	24	.833
Opponents...	.396	5-5	134	62	53	4	17	1	42	94	.701	28	1	12	0	.500	1	1	4-7	81	23	9	.920

(All games Sorted by Earned run avg)

Player	ERA	W-L	APP	GS	CG	SHO/CBO	SV	IP	H	R	ER	BB	SO	2B	3B	HR	AB	B/Avg	WP	HBP	BK	SFA	SHA
ANDERSEN Gi.	3.15	0-0	3	1	0	0/0	0	6.2	10	10	3	7	4	1	2	0	33	.303	2	0	0	0	0
JOHN Ma.....	6.00	0-1	1	1	0	0/0	0	2.1	0	5	2	6	2	0	0	0	9	.000	3	0	0	0	0
LORENZEN Be.	14.88	0-4	4	3	2	0/0	0	16.0	43	47	34	15	6	3	15	1	92	.467	11	1	0	1	1
Totals.....	10.92	0-5	5	5	2	0/0	0	25.0	53	62	39	28	12	4	17	1	134	.396	16	1	0	1	1
Opponents...	0.52	5-0	5	5	5	2/0	0	27.0	25	10	2	3	35	1	1	0	112	.223	1	0	0	0	1

(All games Sorted by Fielding pct)

Player	C	PO	A	E	FLD%	Dps	SBA	CSB	SBA%	PB	CI
LORENZEN Be.	5	1	4	0	1.000	0	2	3	.400	0	0
BECH Si.....	1	1	0	0	1.000	0	0	0	.000	0	0
GILHOI He...	18	13	4	1	.944	0	4	2	.667	1	0
JOHN Ma.....	17	7	8	2	.882	0	1	0	1.000	0	0
MAHLER Su...	25	22	0	3	.880	0	0	0	.000	0	0
KRAGH Me....	7	2	4	1	.857	0	0	0	.000	0	0
ELM Ti.....	27	11	12	4	.852	0	0	1	.000	0	0
BROLEV An...	9	6	1	2	.778	0	0	0	.000	0	0
ANDERSEN Gi.	19	4	10	5	.737	0	1	0	1.000	0	0
DARLOV Cha..	11	6	2	3	.727	0	0	0	.000	0	0
HOGH Tu.....	2	1	0	1	.500	0	0	0	.000	0	0
DARLOV Chr..	2	1	0	1	.500	0	0	0	.000	0	0
FREDERIKSEN.	1	0	0	1	.000	0	0	0	.000	0	0
MADSEN Su...	0	0	0	0	.000	0	0	0	.000	0	0
Totals.....	144	75	45	24	.833	0	4	3	.571	1	0
Opponents...	113	81	23	9	.920	0	2	0	1.000	1	0

Statistiche di squadra - Team's Stats



London Angels

GBR

European Cup Women B - 2007
Overall Statistics for London Angels (as of Aug 23, 2007)
(All games Sorted by Batting avg)

Record: 3-4 Home: 1-2 Away: 2-2 ECWB: 3-4

Player	AVG	GP-GS	AB	R	H	2B	3B	HR	RBI	TB	SLG%	BB	HBP	SO	GDP	OB%	SF	SH	SB-ATT	PO	A	E	FLD%
ENGLISH Le..	.600	5-5	15	7	9	1	3	1	3	19	1.267	3	0	0	0	.667	0	0	0-0	16	0	0	1.000
MAC MILLAN C	.286	7-7	21	3	6	1	1	0	5	9	.429	1	0	5	0	.318	0	1	0-0	17	15	0	1.000
SCOTT Ha....	.222	7-7	18	2	4	0	0	0	1	4	.222	2	0	5	0	.300	0	0	1-1	55	4	0	1.000
BAILEY Na...	.190	7-7	21	3	4	0	2	0	3	8	.381	2	0	6	0	.261	0	1	1-1	2	0	2	.500
TRINH Th....	.176	7-6	17	2	3	0	0	0	1	3	.176	1	0	4	0	.222	0	0	2-3	13	8	4	.840
WATKEYS Ra..	.118	7-7	17	0	2	1	0	0	0	3	.176	1	0	6	0	.167	0	0	0-0	7	13	2	.909
LA PORTE El.	.105	7-6	19	2	2	0	0	0	2	2	.105	0	0	6	0	.105	0	1	0-0	6	0	0	1.000
RUSHWORTH Je	.077	6-6	13	2	1	0	0	0	3	1	.077	3	1	6	0	.294	0	1	0-0	0	0	0	.000
CHAMPION Ca.	.000	7-7	18	1	0	0	0	0	0	0	.000	2	1	9	0	.143	0	1	0-1	14	2	0	1.000
VAN DER HULS	.000	1-1	3	2	0	0	0	0	0	0	.000	0	0	0	0	.000	0	0	0-0	4	14	2	.900
RANDALL Li..	.000	4-2	3	2	0	0	0	0	0	0	.000	1	0	2	0	.250	0	0	1-2	1	0	1	.500
RANDALL Ke..	.000	3-1	3	0	0	0	0	0	0	0	.000	0	0	2	0	.000	0	0	0-0	0	0	0	.000
KESWICK Vi..	.000	4-1	2	1	0	0	0	0	0	0	.000	1	0	1	0	.333	0	0	0-0	0	0	0	.000
Totals.....	.182	7-7	170	27	31	3	6	1	18	49	.288	17	2	52	0	.265	0	5	5-8	135	56	11	.946
Opponents...	.250	7-7	180	30	45	5	4	1	27	61	.339	14	3	25	0	.315	0	6	4-5	138	53	16	.923

(All games Sorted by Earned run avg)

Player	ERA	W-L	APP	GS	CG	SHO/CBO	SV	IP	H	R	ER	BB	SO	2B	3B	HR	AB	B/Avg	WP	HBP	BK	SFA	SHA
VAN DER HULS	2.80	3-4	7	7	7	1/0	0	45.0	45	30	18	14	25	5	4	1	180	.250	4	3	0	0	6
Totals.....	2.80	3-4	7	7	7	1/0	0	45.0	45	30	18	14	25	5	4	1	180	.250	4	3	0	0	6
Opponents...	2.13	4-3	7	7	4	2/0	1	46.0	31	27	14	17	52	3	6	1	170	.182	11	2	0	0	5

(All games Sorted by Fielding pct)

Player	C	PO	A	E	FLD%	Dps	SBA	CSB	SBA%	PB	CI
SCOTT Ha....	59	55	4	0	1.000	1	0	0	.000	0	0
MAC MILLAN C	32	17	15	0	1.000	2	0	0	.000	0	0
CHAMPION Ca.	16	14	2	0	1.000	0	2	1	.667	2	0
ENGLISH Le..	16	16	0	0	1.000	0	2	0	1.000	0	0
LA PORTE El.	6	6	0	0	1.000	0	0	0	.000	0	0
WATKEYS Ra..	22	7	13	2	.909	2	0	0	.000	0	0
VAN DER HULS	20	4	14	2	.900	0	4	1	.800	0	0
TRINH Th....	25	13	8	4	.840	1	0	0	.000	0	0
BAILEY Na...	4	2	0	2	.500	0	0	0	.000	0	0
RANDALL Li..	2	1	0	1	.500	0	0	0	.000	0	0
KESWICK Vi..	0	0	0	0	.000	0	0	0	.000	0	0
RANDALL Ke..	0	0	0	0	.000	0	0	0	.000	0	0
RUSHWORTH Je	0	0	0	0	.000	0	0	0	.000	0	0
Totals.....	202	135	56	11	.946	3	4	1	.800	2	0
Opponents...	207	138	53	16	.923	0	5	3	.625	3	0

Statistiche di squadra - Team's Stats



Princ Zagreb

CRO

European Cup Women B - 2007
Overall Statistics for Princ Zagreb (as of Aug 23, 2007)
(All games Sorted by Batting avg)

Record: 1-3 Home: 0-2 Away: 1-1 ECWB: 1-3

Player	AVG	GP-GS	AB	R	H	2B	3B	HR	RBI	TB	SLG%	BB	HBP	SO	GDP	OB%	SF	SH	SB-ATT	PO	A	E	FLD%
PEJNOVIC Te..	.333	4-4	12	3	4	0	0	0	1	4	.333	1	0	4	0	.385	0	1	3-3	5	1	1	.857
KUCKO Kr....	.273	4-4	11	1	3	0	0	0	1	3	.273	1	0	2	0	.333	0	0	0-0	2	2	0	1.000
BABIC Lu....	.250	4-2	4	0	1	0	0	0	0	1	.250	1	0	0	0	.400	0	0	0-1	0	0	2	.000
FERTALIC Ma..	.222	4-4	9	3	2	1	0	0	1	3	.333	2	0	1	0	.364	0	0	0-0	21	3	2	.923
OGORECEC Mi..	.214	4-4	14	1	3	0	1	0	3	5	.357	0	0	2	0	.214	0	0	0-0	2	8	0	1.000
HAVELKA Sa..	.200	4-4	10	2	2	0	1	0	2	4	.400	2	0	1	1	.308	1	1	0-0	13	3	0	1.000
CIZMIC Pe...	.200	4-4	10	1	2	0	0	0	0	2	.200	4	0	5	0	.429	0	0	0-0	2	7	3	.750
BOSILJEVAC I	.143	3-3	7	0	1	0	0	0	0	1	.143	0	1	1	0	.250	0	0	0-0	10	5	3	.833
PANIC Ma....	.100	4-4	10	2	1	0	0	0	1	1	.100	3	1	2	0	.357	0	0	2-2	6	6	1	.923
MUKAVEC Ve..	.000	4-3	5	2	0	0	0	0	0	0	.000	2	0	2	0	.286	0	1	0-0	8	1	0	1.000
FRANCISKOVIC	.000	2-0	1	0	0	0	0	0	0	0	.000	0	0	1	0	.000	0	0	0-0	0	0	0	.000
CIZMIC-REGUL	.000	1-0	1	0	0	0	0	0	0	0	.000	0	0	0	0	.000	0	0	0-0	0	4	0	1.000
Totals.....	.202	4-4	94	15	19	1	2	0	9	24	.255	16	2	21	1	.327	1	3	5-6	69	40	12	.901
Opponents...	.313	4-4	96	23	30	0	4	0	17	38	.396	5	1	12	1	.346	2	4	2-2	72	34	11	.906

(All games Sorted by Earned run avg)

Player	ERA	W-L	APP	GS	CG	SHO/CBO	SV	IP	H	R	ER	BB	SO	2B	3B	HR	AB	B/Avg	WP	HBP	BK	SFA	SHA
CIZMIC Pe...	0.81	1-0	2	1	1	0/0	0	8.2	4	2	1	1	7	0	0	0	28	.143	1	0	0	0	3
CIZMIC-REGUL	5.25	0-1	2	1	1	0/0	0	8.0	9	6	6	3	4	0	1	0	30	.300	0	1	0	1	1
OGORECEC Mi..	6.63	0-2	2	2	0	0/0	0	6.1	17	15	6	1	1	0	3	0	38	.447	3	0	0	1	0
Totals.....	3.96	1-3	4	4	2	0/0	0	23.0	30	23	13	5	12	0	4	0	96	.313	4	1	0	2	4
Opponents...	1.75	3-1	4	4	2	1/1	0	24.0	19	15	6	16	21	1	2	0	94	.202	4	2	0	1	3

(All games Sorted by Fielding pct)

Player	C	PO	A	E	FLD%	Dps	SBA	CSB	SBA%	PB	CI
HAVELKA Sa..	16	13	3	0	1.000	2	2	0	1.000	0	0
OGORECEC Mi..	10	2	8	0	1.000	0	1	0	1.000	0	0
MUKAVEC Ve..	9	8	1	0	1.000	0	0	0	.000	1	0
KUCKO Kr....	4	2	2	0	1.000	0	0	0	.000	0	0
CIZMIC-REGUL	4	0	4	0	1.000	1	0	0	.000	0	0
FERTALIC Ma..	26	21	3	2	.923	3	0	0	.000	0	0
PANIC Ma....	13	6	6	1	.923	2	0	0	.000	0	0
PEJNOVIC Te..	7	5	1	1	.857	1	0	0	.000	0	0
BOSILJEVAC I	18	10	5	3	.833	1	0	0	.000	0	0
CIZMIC Pe...	12	2	7	3	.750	1	1	0	1.000	0	0
BABIC Lu....	2	0	0	2	.000	0	0	0	.000	0	0
FRANCISKOVIC	0	0	0	0	.000	0	0	0	.000	0	0
Totals.....	121	69	40	12	.901	4	2	0	1.000	1	0
Opponents...	117	72	34	11	.906	2	5	1	.833	1	1

Statistiche di squadra - Team's Stats

Nika Dahl University

UKR

European Cup Women B - 2007
Overall Statistics for Nika Dahl University (as of Aug 23, 2007)
(All games Sorted by Batting avg)

Record: 4-2 Home: 2-2 Away: 2-0 ECWB: 4-2

Player	AVG	GP-GS	AB	R	H	2B	3B	HR	RBI	TB	SLG%	BB	HBP	SO	GDP	OB%	SF	SH	SB-ATT	PO	A	E	FLD%
YAVORSKAYA V	.500	6-5	14	2	7	2	0	0	5	9	.643	1	0	2	0	.533	0	0	0-0	13	8	0	1.000
MANGUSHEVA K	.313	6-5	16	0	5	2	0	0	4	7	.438	1	0	6	0	.353	0	1	0-0	23	5	2	.933
MALTSEVA Yu.	.308	6-5	13	4	4	1	0	0	3	5	.385	1	0	1	0	.357	0	2	0-1	39	5	0	1.000
LIMARYEVA Ly	.308	6-5	13	0	4	0	0	0	1	4	.308	3	0	4	1	.438	0	0	0-0	6	0	1	.857
NOSKOVA Ga..	.294	6-6	17	8	5	1	0	0	5	6	.353	1	0	1	0	.333	0	0	0-0	6	4	1	.909
SYDORENKO Ok	.267	6-6	15	6	4	0	0	0	0	4	.267	2	2	2	0	.421	0	0	1-2	4	0	0	1.000
PONAMAROVA A	.211	6-6	19	3	4	0	0	0	0	4	.211	0	0	6	0	.211	0	0	0-0	1	0	3	.250
ROMASHOVA Te	.167	5-1	6	0	1	0	0	0	0	1	.167	0	0	2	0	.167	0	0	0-0	0	3	2	.600
SHURPO Da...	.154	6-6	13	0	2	0	0	0	1	2	.154	2	0	2	0	.267	0	0	0-0	11	7	3	.857
KARELINA Su.	.143	6-6	14	3	2	0	0	0	1	2	.143	2	0	6	0	.250	0	1	0-0	3	9	2	.857
MURZAK In...	.000	4-2	1	0	0	0	0	0	0	0	.000	1	0	0	0	.500	0	1	0-0	2	4	3	.667
Totals.....	.270	6-6	141	26	38	6	0	0	20	44	.312	14	2	32	1	.344	0	5	1-3	108	45	17	.900
Opponents...	.250	6-6	144	34	36	3	3	0	25	45	.313	24	3	42	0	.364	2	5	10-15	102	52	13	.922

(All games Sorted by Earned run avg)

Player	ERA	W-L	APP	GS	CG	SHO/CBO	SV	IP	H	R	ER	BB	SO	2B	3B	HR	AB	B/Avg	WP	HBP	BK	SFA	SHA
YAVORSKAYA V	1.34	2-1	3	2	1	1/0	0	15.2	7	4	3	4	24	1	0	0	55	.127	2	2	0	0	2
MANGUSHEVA K	1.70	2-0	3	3	2	0/0	0	12.1	11	4	3	3	16	2	1	0	50	.220	0	0	0	0	1
NOSKOVA Ga..	7.00	0-0	2	0	0	0/0	0	2.0	6	4	2	3	0	0	1	0	11	.545	1	0	0	1	0
MURZAK In...	16.33	0-1	2	1	0	0/0	0	6.0	12	22	14	14	2	0	1	0	28	.429	7	1	0	1	2
Totals.....	4.28	4-2	6	6	3	1/0	0	36.0	36	34	22	24	42	3	3	0	144	.250	10	3	0	2	5
Opponents...	3.09	2-4	6	6	6	0/0	0	34.0	38	26	15	14	32	6	0	0	141	.270	5	2	1	0	5

(All games Sorted by Fielding pct)

Player	C	PO	A	E	FLD%	Dps	SBA	CSB	SBA%	PB	CI
MALTSEVA Yu.	44	39	5	0	1.000	0	4	3	.571	1	0
YAVORSKAYA V	21	13	8	0	1.000	0	1	1	.500	0	0
SYDORENKO Ok	4	4	0	0	1.000	0	0	0	.000	0	0
MANGUSHEVA K	30	23	5	2	.933	0	1	2	.333	0	0
NOSKOVA Ga..	11	6	4	1	.909	0	2	0	1.000	0	0
SHURPO Da...	21	11	7	3	.857	0	0	0	.000	0	0
KARELINA Su.	14	3	9	2	.857	0	6	1	.857	1	0
LIMARYEVA Ly	7	6	0	1	.857	0	0	0	.000	0	0
MURZAK In...	9	2	4	3	.667	1	6	2	.750	0	0
ROMASHOVA Te	5	0	3	2	.600	0	0	0	.000	0	0
PONAMAROVA A	4	1	0	3	.250	0	0	0	.000	0	0
PARAMONOVA L	0	0	0	0	.000	0	0	0	.000	0	0
Totals.....	170	108	45	17	.900	1	10	5	.667	2	0
Opponents...	167	102	52	13	.922	2	1	2	.333	3	0

Statistiche di squadra - Team's Stats

Titano Hornets

SMR

European Cup Women B - 2007
Overall Statistics for Titano Hornets (as of Aug 23, 2007)
(All games Sorted by Batting avg)

Record: 6-1 Home: 4-0 Away: 2-1 ECWB: 6-1

Player	AVG	GP-GS	AB	R	H	2B	3B	HR	RBI	TB	SLG%	BB	HBP	SO	GDP	OB%	SF	SH	SB-ATT	PO	A	E	FLD%
CASTELLACCIO	.750	5-4	12	3	9	3	0	0	6	12	1.000	2	0	1	0	.786	0	0	0-0	17	3	0	1.000
COLLINA Am..	.579	7-6	19	5	11	0	2	0	9	15	.789	0	0	3	0	.579	0	0	1-3	0	1	0	1.000
PARMA Br....	.500	6-5	16	9	8	0	1	0	4	10	.625	2	0	2	0	.556	0	0	2-2	0	0	0	.000
CAPRIOTTI El	.500	7-2	6	5	3	1	0	0	3	4	.667	1	0	0	0	.571	0	1	0-0	13	2	0	1.000
GOBBI Li....	.500	1-1	2	1	1	1	0	0	1	2	1.000	0	0	0	0	.500	0	1	0-0	0	2	0	1.000
FIORIO Al....	.471	7-6	17	6	8	0	1	0	5	10	.588	1	0	0	0	.450	2	0	0-0	26	6	5	.865
ROSANO An...	.429	3-3	7	4	3	0	0	0	3	3	.429	2	0	1	0	.500	1	0	0-0	8	2	0	1.000
BOSCAROL Ka.	.409	7-7	22	8	9	2	1	0	10	13	.591	1	0	1	0	.417	1	0	2-2	5	13	2	.900
MOLARI Gi...	.400	4-2	5	2	2	0	0	0	0	2	.400	0	0	1	0	.400	0	0	0-0	1	2	0	1.000
FEN Su.....	.375	3-2	8	2	3	0	0	0	1	3	.375	0	0	0	0	.375	0	0	0-0	15	5	1	.952
GENTILI Am..	.364	5-5	11	3	4	0	0	0	2	4	.364	0	1	3	0	.417	0	0	0-0	0	2	0	1.000
MERLONI Ev..	.357	6-6	14	8	5	1	0	0	1	6	.429	4	0	1	0	.500	0	0	3-3	10	0	1	.909
MAGENTA Si..	.333	6-5	12	10	4	0	0	0	1	4	.333	4	0	0	0	.500	0	1	0-0	6	2	2	.800
CONTI Si....	.190	7-6	21	4	4	0	2	0	7	8	.381	2	0	4	0	.250	1	0	0-0	9	1	0	1.000
TAILOUTI Am.	.167	7-4	6	2	1	0	0	0	3	1	.167	1	0	1	0	.250	1	0	0-0	2	0	0	1.000
MOLARI Si...	.000	1-0	1	0	0	0	0	0	0	0	.000	0	0	1	0	.000	0	0	0-0	0	0	0	.000
Totals.....	.419	7-7	179	72	75	8	7	0	56	97	.542	20	1	19	0	.466	6	3	8-10	114	42	11	.934
Opponents...	.168	7-7	137	13	23	6	2	0	8	33	.241	9	2	53	2	.230	0	3	2-2	107	43	21	.877

(All games Sorted by Earned run avg)

Player	ERA	W-L	APP	GS	CG	SHO/CBO	SV	IP	H	R	ER	BB	SO	2B	3B	HR	AB	B/Avg	WP	HBP	BK	SFA	SHA
LUCONI Lu...	0.00	1-0	3	2	0	0/1	0	12.0	3	1	0	3	15	1	0	0	38	.079	1	1	0	0	1
ROSANO An...	0.00	2-0	2	2	1	0/1	0	10.0	4	2	0	0	25	0	1	0	34	.118	0	0	0	0	1
FEN Su.....	0.00	1-0	3	1	0	0/3	0	5.0	1	0	0	1	7	0	0	0	17	.059	0	0	0	0	0
GOBBI Li....	1.75	2-0	3	1	0	0/1	1	8.0	8	4	2	1	3	2	0	0	34	.235	1	1	0	0	0
COLLINA Am..	7.00	0-0	1	0	0	0/0	0	1.0	2	1	1	2	0	1	0	0	3	.667	0	0	0	0	1
CONTI Si....	17.50	0-1	1	1	0	0/0	0	2.0	5	5	5	2	3	2	1	0	11	.455	0	0	0	0	0
Totals.....	1.47	6-1	7	7	1	3/3	1	38.0	23	13	8	9	53	6	2	0	137	.168	2	2	0	0	3
Opponents...	7.85	1-6	7	7	1	0/0	1	35.2	75	72	40	20	19	8	7	0	179	.419	7	1	0	6	3

(All games Sorted by Fielding pct)

Player	C	PO	A	E	FLD%	Dps	SBA	CSB	SBA%	PB	CI
CASTELLACCIO	20	17	3	0	1.000	0	0	0	.000	1	0
CAPRIOTTI El	15	13	2	0	1.000	1	1	0	1.000	1	0
ROSANO An...	10	8	2	0	1.000	0	1	0	1.000	0	0
CONTI Si....	10	9	1	0	1.000	0	0	0	.000	0	0
MOLARI Gi...	3	1	2	0	1.000	1	0	0	.000	0	0
LUCONI Lu...	3	2	1	0	1.000	0	0	0	.000	0	0
TAILOUTI Am.	2	2	0	0	1.000	0	0	0	.000	0	0
GENTILI Am..	2	0	2	0	1.000	0	0	0	.000	0	0
GOBBI Li....	2	0	2	0	1.000	0	0	0	.000	0	0
COLLINA Am..	1	0	1	0	1.000	0	0	0	.000	0	0
FEN Su.....	21	15	5	1	.952	1	1	0	1.000	0	0
MERLONI Ev..	11	10	0	1	.909	2	0	0	.000	0	0
BOSCAROL Ka.	20	5	13	2	.900	2	0	0	.000	0	0
FIORIO Al...	37	26	6	5	.865	1	1	0	1.000	0	0
MAGENTA Si..	10	6	2	2	.800	0	0	0	.000	0	0
PARMA Br....	0	0	0	0	.000	0	0	0	.000	0	0
MOLARI Si...	0	0	0	0	.000	0	0	0	.000	0	0
Totals.....	167	114	42	11	.934	3	2	0	1.000	2	0
Opponents...	171	107	43	21	.877	3	8	2	.800	7	0

Statistiche di squadra - Team's Stats



Golovec Dragons

SLO

European Cup Women B - 2007
Overall Statistics for Golovec Dragons (as of Aug 23, 2007)
(All games Sorted by Batting avg)

Record: 2-3 Home: 0-2 Away: 2-1 ECWB: 2-3

Player	AVG	GP-GS	AB	R	H	2B	3B	HR	RBI	TB	SLG%	BB	HBP	SO	GDP	OB%	SF	SH	SB-ATT	PO	A	E	FLD%
LAVRIC Me...	.600	2-2	5	4	3	0	0	0	2	3	.600	2	0	1	0	.714	0	0	2-2	3	0	0	1.000
LENARDIC Ma.	.500	5-5	12	5	6	1	1	0	2	9	.750	2	1	0	0	.600	0	0	0-0	8	3	3	.786
TROBEC Ti...	.438	5-5	16	1	7	0	0	0	1	7	.438	0	1	1	0	.471	0	0	0-0	26	1	1	.964
PENGAL Po...	.375	5-5	16	5	6	1	0	0	4	7	.438	0	0	1	0	.375	0	0	0-0	11	1	1	.923
KRAMBERGER T	.364	5-5	11	6	4	0	2	0	3	8	.727	5	0	0	1	.563	0	1	1-1	6	10	1	.941
BROWN Br...	.357	5-5	14	3	5	0	1	0	2	7	.500	2	0	0	0	.438	0	1	3-4	14	4	2	.900
HUMERCA Ga..	.250	3-3	8	3	2	0	0	0	0	2	.250	0	1	2	0	.333	0	0	0-0	0	0	0	.000
PERHAJ Ba...	.250	2-2	4	1	1	1	0	0	4	2	.500	2	0	0	0	.500	0	0	0-0	0	0	0	.000
NAKADIMA Ch.	.222	5-5	9	4	2	0	1	0	1	4	.444	5	2	2	0	.563	0	1	2-4	2	10	0	1.000
GOLICNIK Sa.	.167	5-5	12	3	2	1	1	0	4	5	.417	2	0	0	0	.286	0	0	0-0	6	9	1	.938
VIDMAR Ma...	.000	2-2	4	0	0	0	0	0	0	0	.000	0	0	1	0	.000	0	1	0-0	0	0	1	.000
CEDILNIK De.	.000	4-4	2	0	0	0	0	0	0	0	.000	0	0	1	0	.000	0	0	0-0	2	0	0	1.000
Totals.....	.336	5-5	113	35	38	4	6	0	23	54	.478	20	5	9	1	.457	0	4	8-11	78	38	10	.921
Opponents...	.388	5-5	121	38	47	8	3	0	33	61	.504	22	1	10	0	.479	2	3	4-7	81	46	11	.920

(All games Sorted by Earned run avg)

Player	ERA	W-L	APP	GS	CG	SHO/CBO	SV	IP	H	R	ER	BB	SO	2B	3B	HR	AB	B/Avg	WP	HBP	BK	SFA	SHA
NAKADIMA Ch.	4.38	2-2	4	4	3	0/0	0	16.0	26	25	10	16	7	3	1	0	74	.351	3	1	0	2	2
LENARDIC Ma.	9.10	0-1	2	1	1	0/0	0	10.0	21	13	13	6	3	5	2	0	47	.447	0	0	0	0	1
Totals.....	6.19	2-3	5	5	4	0/0	0	26.0	47	38	23	22	10	8	3	0	121	.388	3	1	0	2	3
Opponents...	6.48	3-2	5	5	2	0/0	0	27.0	38	35	25	20	9	4	6	0	113	.336	10	5	0	0	4

(All games Sorted by Fielding pct)

Player	C	PO	A	E	FLD%	Dps	SBA	CSB	SBA%	PB	CI
NAKADIMA Ch.	12	2	10	0	1.000	1	2	2	.500	0	0
LAVRIC Me...	3	3	0	0	1.000	0	0	0	.000	0	0
CEDILNIK De.	2	2	0	0	1.000	0	0	0	.000	0	0
TROBEC Ti...	28	26	1	1	.964	2	0	0	.000	0	0
KRAMBERGER T	17	6	10	1	.941	1	0	0	.000	0	0
GOLICNIK Sa.	16	6	9	1	.938	1	0	0	.000	0	0
PENGAL Po...	13	11	1	1	.923	0	0	0	.000	0	0
BROWN Br...	20	14	4	2	.900	0	4	2	.667	0	1
LENARDIC Ma.	14	8	3	3	.786	1	2	1	.667	0	0
VIDMAR Ma...	1	0	0	1	.000	0	0	0	.000	0	0
PERHAJ Ba...	0	0	0	0	.000	0	0	0	.000	0	0
HUMERCA Ga..	0	0	0	0	.000	0	0	0	.000	0	0
Totals.....	126	78	38	10	.921	2	4	3	.571	0	1
Opponents...	138	81	46	11	.920	4	8	3	.727	3	0

Statistiche di squadra - Team's Stats



Trnava Panthers

SVK

European Cup Women B - 2007
Overall Statistics for Trnava Panthers (as of Aug 23, 2007)
(All games Sorted by Batting avg)

Record: 2-4 Home: 1-2 Away: 1-2 ECWB: 2-4

Player	AVG	GP-GS	AB	R	H	2B	3B	HR	RBI	TB	SLG%	BB	HBP	SO	GDP	OB%	SF	SH	SB-ATT	PO	A	E	FLD%
JEVICOVA Kr.	.533	5-5	15	7	8	1	3	0	4	15	1.000	3	0	0	0	.611	0	0	1-1	12	6	3	.857
LENCSESOVA L	.500	6-6	20	5	10	0	2	0	6	14	.700	2	0	4	0	.545	0	0	1-2	9	13	0	1.000
RYTELOVA Ka.	.375	6-5	16	2	6	0	1	0	3	8	.500	0	0	4	0	.375	0	4	0-0	4	1	1	.833
MIKVOŠOVA Ma	.308	5-4	13	2	4	0	1	0	2	6	.462	0	0	2	0	.308	0	0	0-0	7	3	2	.833
BARTOVICOVA.	.304	6-6	23	6	7	2	0	0	1	9	.391	0	0	3	0	.304	0	0	2-2	37	1	2	.950
TIKLOVA Iv..	.294	6-6	17	2	5	2	0	0	1	7	.412	2	0	4	0	.368	0	0	0-0	7	10	4	.810
PETRIKOVA Li	.286	3-2	7	0	2	0	0	0	0	2	.286	0	0	3	0	.286	0	0	0-1	4	1	1	.833
GRUNEROVA Pa	.250	4-4	12	2	3	1	0	0	2	4	.333	1	0	2	0	.308	0	1	0-0	7	9	1	.941
VLCEKOVA Pe.	.235	6-5	17	2	4	0	0	0	4	4	.235	1	0	3	0	.278	0	1	0-0	14	1	1	.938
BELNIKOVA Ka	.125	4-4	8	0	1	1	0	0	0	2	.250	0	0	2	0	.125	0	1	0-0	2	0	1	.667
ROZICOVA Kr.	.000	4-3	7	1	0	0	0	0	0	0	.000	1	0	2	0	.125	0	0	0-0	1	1	0	1.000
BONDANOVA Er	.000	3-2	5	0	0	0	0	0	0	0	.000	0	0	4	0	.000	0	0	0-0	0	0	0	.000
CAMBALOVA Mo	.000	5-3	4	0	0	0	0	0	0	0	.000	1	0	3	0	.200	0	1	0-0	4	2	2	.750
RAKOVŠKA Li.	.000	3-2	3	0	0	0	0	0	0	0	.000	0	0	1	0	.000	0	0	0-0	11	1	2	.857
Totals.....	.299	6-6	167	29	50	7	7	0	23	71	.425	11	0	37	0	.343	0	8	4-6	119	49	20	.894
Opponents...	.316	6-6	177	41	56	5	7	2	27	81	.458	18	6	18	1	.396	1	3	10-11	120	50	13	.929

(All games Sorted by Earned run avg)

Player	ERA	W-L	APP	GS	CG	SHO/CBO	SV	IP	H	R	ER	BB	SO	2B	3B	HR	AB	B/Avg	WP	HBP	BK	SFA	SHA
LENCSESOVA L	3.09	1-2	5	3	2	0/0	0	22.2	29	24	10	12	11	2	3	1	97	.299	3	5	0	1	3
RYTELOVA Ka.	3.71	1-2	4	3	1	0/0	0	17.0	27	17	9	6	7	3	4	1	80	.338	5	1	0	0	0
Totals.....	3.35	2-4	6	6	3	0/0	0	39.2	56	41	19	18	18	5	7	2	177	.316	8	6	0	1	3
Opponents...	4.03	4-2	6	6	4	1/1	0	40.0	50	29	23	11	37	7	7	0	167	.299	7	0	0	0	8

(All games Sorted by Fielding pct)

Player	C	PO	A	E	FLD%	Dps	SBA	CSB	SBA%	PB	CI
LENCSESOVA L	22	9	13	0	1.000	1	6	0	1.000	0	0
ROZICOVA Kr.	2	1	1	0	1.000	1	0	0	.000	0	0
BARTOVICOVA.	40	37	1	2	.950	4	0	0	.000	0	0
GRUNEROVA Pa	17	7	9	1	.941	0	0	0	.000	0	0
VLCEKOVA Pe.	16	14	1	1	.938	0	7	1	.875	2	0
JEVICOVA Kr.	21	12	6	3	.857	0	0	0	.000	0	0
RAKOVŠKA Li.	14	11	1	2	.857	1	3	0	1.000	4	0
MIKVOŠOVA Ma	12	7	3	2	.833	0	0	0	.000	0	0
RYTELOVA Ka.	6	4	1	1	.833	1	4	1	.800	0	0
PETRIKOVA Li	6	4	1	1	.833	0	0	0	.000	0	0
TIKLOVA Iv..	21	7	10	4	.810	1	0	0	.000	0	0
CAMBALOVA Mo	8	4	2	2	.750	0	0	0	.000	0	0
BELNIKOVA Ka	3	2	0	1	.667	0	0	0	.000	0	0
BONDANOVA Er	0	0	0	0	.000	0	0	0	.000	0	0
Totals.....	188	119	49	20	.894	5	10	1	.909	6	0
Opponents...	183	120	50	13	.929	3	4	2	.667	0	0

Classifiche individuali – Players' Rankings

European Cup Women B - 2007
ECWB Leaders Summary as of Aug 23, 2007
(All games)

TEAM BATTING	G	Avg	AB	R	H	2B	3B	HR	BB	SO	SB-ATT
Titano Hornets.....	7	.419	179	72	75	8	7	0	20	19	8-10
Skovde Saints.....	6	.399	163	75	65	8	15	2	25	16	9-11
Golovec Dragons.....	5	.336	113	35	38	4	6	0	20	9	8-11
Trnava Panthers.....	6	.299	167	29	50	7	7	0	11	37	4-6
Nika Dahl University	6	.270	141	26	38	6	0	0	14	32	1-3
Ballerup.....	5	.223	112	10	25	1	1	0	3	35	2-2
Maroussi 2004.....	4	.221	113	16	25	3	2	2	16	28	4-5
Princ Zagreb.....	4	.202	94	15	19	1	2	0	16	21	5-6
London Angels.....	7	.182	170	27	31	3	6	1	17	52	5-8
Challengers Zurich..	6	.177	130	16	23	1	3	0	14	38	2-4
Totals.....	28	.281	1382	321	389	42	49	5	156	287	48-66

HITS	
FLIER Ro SWE.....	13
COLLINA Am SMR.....	11
LEITER Kr SWE.....	11
LENCSESOVA L SVK.....	10
4 tied with 9 hit(s)	
RUNS SCORED	
SOLEN-WESTLI SWE.....	13
FLIER Ro SWE.....	12
LUNDQVIST So SWE.....	11
LEITER Kr SWE.....	11
MAGENTA Si SMR.....	10

TEAM PITCHING	G	ERA	W	L	Sv	IP	H	R	ER	BB	SO
Titano Hornets.....	7	1.47	6	1	1	38.0	23	13	8	9	53
Skovde Saints.....	6	1.56	6	0	1	36.0	21	10	8	7	55
Maroussi 2004.....	4	2.44	1	3	0	28.2	29	22	10	9	22
London Angels.....	7	2.80	3	4	0	45.0	45	30	18	14	25
Trnava Panthers.....	6	3.35	2	4	0	39.2	56	41	19	18	18
Princ Zagreb.....	4	3.96	1	3	0	23.0	30	23	13	5	12
Nika Dahl University	6	4.28	4	2	0	36.0	36	34	22	24	42
Challengers Zurich..	6	5.69	3	3	0	32.0	49	48	26	20	38
Golovec Dragons.....	5	6.19	2	3	0	26.0	47	38	23	22	10
Ballerup.....	5	10.92	0	5	0	25.0	53	62	39	28	12
Totals.....	28	3.95	28	28	2	329.1	389	321	186	156	287

RUNS BATTED IN	
LEITER Kr SWE.....	11
SOLEN-WESTLI SWE.....	11
BOSCAROL Ka SMR.....	10
COLLINA Am SMR.....	9
3 tied with 7 RBI(s)	
DOUBLES	
CASTELLACCIO SMR.....	3
6 tied with 2 double(s)	

TEAM FIELDING	G	PO	A	E	Pct	DP	PB	SBA-ATT
Skovde Saints.....	6	108	31	2	.986	1	4	2-3
London Angels.....	7	135	56	11	.946	3	2	4-5
Titano Hornets.....	7	114	42	11	.934	3	2	2-2
Golovec Dragons.....	5	78	38	10	.921	2	0	4-7
Maroussi 2004.....	4	86	39	11	.919	0	4	2-3
Princ Zagreb.....	4	69	40	12	.901	4	1	2-2
Nika Dahl University	6	108	45	17	.900	1	2	10-15
Trnava Panthers.....	6	119	49	20	.894	5	6	10-11
Challengers Zurich..	6	96	36	21	.863	0	3	8-11
Ballerup.....	5	75	45	24	.833	0	1	4-7
Totals.....	28	988	421	139	.910	19	25	48-66

TRIPLES	
SOLEN-WESTLI SWE.....	5
FLIER Ro SWE.....	5
JEVICOVA Kr SVK.....	3
ENGLISH Le GBR.....	3
7 tied with 2 triple(s)	
HOME RUNS	
DONTA Io GRE.....	2
NEALER Am SWE.....	1
ENGLISH Le GBR.....	1
FLIER Ro SWE.....	1

INDIVIDUAL BATTING	G	Avg	AB	R	H	RBI	2B	3B	HR	BB
CASTELLACCIO SMR.....	5	.750	12	3	9	6	3	0	0	2
NEALER Am SWE.....	2	.750	4	1	3	4	1	0	1	0
ENGLISH Le GBR.....	5	.600	15	7	9	3	1	3	1	3
LAVRIC Me SLO.....	2	.600	5	4	3	2	0	0	0	2
LEITER Kr SWE.....	6	.579	19	11	11	11	1	1	0	3
COLLINA Am SMR.....	7	.579	19	5	11	9	0	2	0	0
FLIER Ro SWE.....	6	.565	23	12	13	7	1	5	1	2
JEVICOVA Kr SVK.....	5	.533	15	7	8	4	1	3	0	3
LENCSESOVA L SVK.....	6	.500	20	5	10	6	0	2	0	2
PARMA Br SMR.....	6	.500	16	9	8	4	0	1	0	2

TOTAL BASES	
FLIER Ro SWE.....	27
SOLEN-WESTLI SWE.....	19
ENGLISH Le GBR.....	19
JEVICOVA Kr SVK.....	15
COLLINA Am SMR.....	15

INDIVIDUAL PITCHING	App	ERA	W-L	Sv	IP	H	R	ER	BB	SO
NEALER Am SWE.....	5	0.00	4-0	1	22.0	7	0	0	2	46
YAVORSKAYA V UKR.....	3	1.34	2-1	0	15.2	7	4	3	4	24
HEIMGARTNER SUI.....	4	1.46	3-1	0	24.0	23	11	5	7	38
KOUSSOULOU A GRE.....	4	2.59	1-3	0	27.0	27	21	10	7	22
VAN DER HULS GBR.....	7	2.80	3-4	0	45.0	45	30	18	14	25
LENCSESOVA L SVK.....	5	3.09	1-2	0	22.2	29	24	10	12	11
RYTELOVA Ka SVK.....	4	3.71	1-2	0	17.0	27	17	9	6	7
LEITER Kr SWE.....	4	4.00	2-0	0	14.0	14	10	8	5	9
NAKADIMA Ch SLO.....	4	4.38	2-2	0	16.0	26	25	10	16	7
LORENZEN Be DEN.....	4	14.88	0-4	0	16.0	43	47	34	15	6

STOLEN BASES	SB-ATT
MERLONI Ev SMR.....	3-3
PEJNOVIC Te CRO.....	3-3
BROWN Br SLO.....	3-4
11 tied with 2 stolen base(s)	

STRIKEOUTS	IP	SO
NEALER Am SWE.....	22.0	46
HEIMGARTNER SUI.....	24.0	38
VAN DER HULS GBR.....	45.0	25
ROSANO An SMR.....	10.0	25
YAVORSKAYA V UKR.....	15.2	24

Legenda – Symbols List

ATTACCO / HITTING		LANCIATORE / PITCHING	
2B	Battute valida da 2 basi	Doubles	2B Battute valida da 2 basi subite
3B	Battute valida da 3 basi	Triples	3B Battute valida da 3 basi subite
AB	Turni alla battuta	At bats	AB Turni alla battuta
AVG	Media battuta	Batting average	APP / GS Partite giocate / Partite iniziate
BB	Base per balls	Base on balls	B/Avg Media battuta avversari
GPD	Battute in doppio gioco	Grounded into double plays	BB Base per balls concesse
GP / GS	Partite giocate / Partite iniziate	Games played / Games started	BF Battitori affrontati
H	Battute valide	Base hits	IBB Basi per balls intenzionali concesse
HBP	Colpiti dal lanciatore	Hit by pitch	BK Balk
HR	Fuoricampo	Home runs	CG Partite complete
IBB	Basi per balls intenzionali	Intentional base on balls	ER Punti guadagnati sul lanciatore
OB%	Media arrivi in base	On base percentage	ERA Media punti guadagnati sul lanciatore
R	Punti segnati	Runs scored	FO Eliminazioni su volata
RBI	Punti battuti a casa	Runs batted in	GO Eliminazioni su battuta a terra
SB / ATT	Basi Rubate / Basi rubate tentate	Stolen bases / Stolen bases attempts	H Battute valide subite
SF	Volate di sacrificio	Sacrifice flies	HBP Colpiti dal lanciatore
SH	Battute di sacrificio	Sacrifice hits	HR Fuoricampo subiti
SLG%	Media bombardieri	Slugging percentage	IP Riprese giocate
SO	Strikeouts	Strikeouts	R Punti subiti
TB	Totale basi su battuta valida	Total bases	SFA Volate di sacrificio subite
DIFESA / FIELDING		LANCIATORE / PITCHING	
A	Assistenze	Assists	SHA Battute di sacrificio subite
C	Opportunità	Chances	SHO/CHO Shutouts / Shutouts combinati
CI	Interferenze del ricevitore	Catcher's interference	SO Strikeouts fatti
CSB	Colti rubando fatti (lanciatore e ricevitore)	Caught stealing by (pitcher and catcher)	SV Salvezze
DPS	Partecipazioni a doppi giochi	Double plays participated in	W/L Partite Vinte/Perse
E	Errori	Errors	WP Lanci pazzi
FLD%	Media difesa	Fielding percentage	
PB	Palle mancate (ricevitore)	Passed balls (catcher)	
PO	Eliminazioni	Putouts	
SBA	Basi rubate subite (lanciatore e ricevitore)	Stolen bases allowed (pitcher and catcher)	
SBA%	Media basi rubate subite (lanciatore e ricevitore)	Stolen bases against percentage (pitcher and catcher)	
ANALYSIS STATISTICS			
vs Left	Media battuta contro lanciatori mancini		Avg against left-handed pitchers
vs Right	Media battuta contro lanciatori destri		Avg against right-handed pitchers
rch by leadoff	Media battuta come leadoff		Avg when leading off an inning
with 2 outs	Media battuta con 2 outs		Avg when batting with 2 outs
w/runners on	Media battuta con corridori sulle basi		Avg when batting with runners on base
w/bases empty	Media battuta con basi vuote		Avg when batting with bases empty
RBI ops	Media battuta con corridori sulla 2a o 3 base		Avg when batting with runners on 2nd or 3rd base
Gnd out	Numero di eliminazioni su battuta a terra (include i sacrifici ma non gli errori)		Number of ground outs (includes SACs, but not errors)
Fly out	Numero di eliminazioni su volata (include i sacrifici ma non gli errori)		Number of fly outs (includes SFs, but not errors)
Fly / Gnd	Rapporto eliminazioni su volata /eliminazioni su battuta a terra		Fly outs to ground outs ratio
pinch hitting	Media battuta come sostituto battitore		Avg as pinch hitter
with runners in scoring pos	Media battuta con corridori in posizione punto		Avg when batting with runners in scoring positions
w/rnr on 3rd and LT 2 outs	Media battuta con corridore in terza e meno di 2 eliminati		Avg when batting with runner on third base and less than 2 outs
with 2 outs	Media battuta con 2 eliminati		Avg when batting with 2 outs
2 out rbi	Punti battuti a casa con 2 eliminati		Runs batted in with 2 outs
success advancing rnr	Corridori fatti avanzare		Success advancing runners
#rnr adv w/out	Numero di volte che il battitore a provocato un out e ha fatto avanzare almeno un corridore		Number of times batter made an out and advanced at least 1 runner
rnr lob	Numero di corridori lasciati sulle basi dall'ultimo battitore dell'inning		Number of runners left on base by last batter of inning
rch err	Raggiunta la prima base su errore		Reach first base on error
rch fc	Raggiunta la prima base su scelta difesa		Reach first base on fielder's choice
kl	Strikeouts guardati		Strikeouts look